

Product Name: Olfactory receptor 4P4 Rabbit Polyclonal Antibody
Catalog #: APRab15236

Summary

Production Name	Olfactory receptor 4P4 Rabbit Polyclonal Antibody
Description	Rabbit Polyclonal Antibody
Host	Rabbit
Application	IF, WB,
Reactivity	Human, Rat, Mouse

Performance

Conjugation	Unconjugated
Modification	Unmodified
Isotype	IgG
Clonality	Polyclonal
Form	Liquid
Storage	Store at 4°C short term. Aliquot and store at -20°C long term. Avoid freeze/thaw cycles.
Buffer	Liquid in PBS containing 50% glycerol, 0.5% BSA and 0.02% New type preservative N.
Purification	Affinity purification

Immunogen

Gene Name	OR4P4
Alternative Names	OR4P4; OR4P3P; Olfactory receptor 4P4; Olfactory receptor 4P3
Gene ID	81300.0
SwissProt ID	Q8NGL7. The antiserum was produced against synthesized peptide derived from human OR4P4. AA range: 260-309

Application

Dilution Ratio	WB 1:500 - 1:2000. IF 1:200 - 1:1000. ELISA: 1:20000. Not yet tested in other applications.
Molecular Weight	34kD

Product Name: Olfactory receptor 4P4 Rabbit Polyclonal Antibody
Catalog #: APRab15236

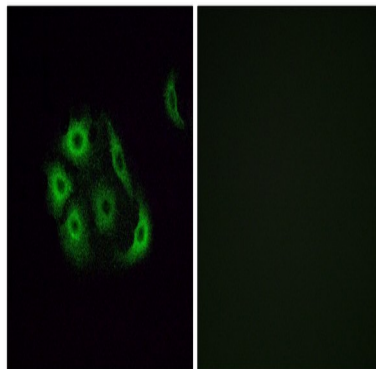
Background

olfactory receptor family 4 subfamily P member 4(OR4P4) Homo sapiens Olfactory receptors interact with odorant molecules in the nose, to initiate a neuronal response that triggers the perception of a smell. The olfactory receptor proteins are members of a large family of G-protein-coupled receptors (GPCR) arising from single coding-exon genes. Olfactory receptors share a 7-transmembrane domain structure with many neurotransmitter and hormone receptors and are responsible for the recognition and G protein-mediated transduction of odorant signals. The olfactory receptor gene family is the largest in the genome. The nomenclature assigned to the olfactory receptor genes and proteins for this organism is independent of other organisms. [provided by RefSeq, Jul 2008],function:Odorant receptor ,similarity:Belongs to the G-protein coupled receptor 1 family,.

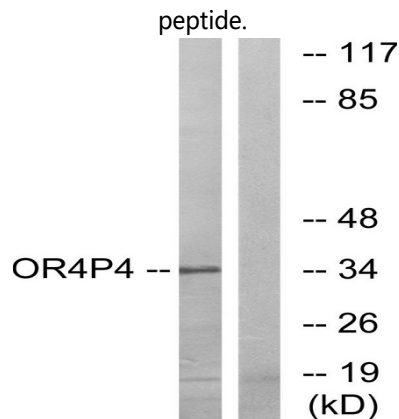
Research Area

Olfactory transduction;

Image Data

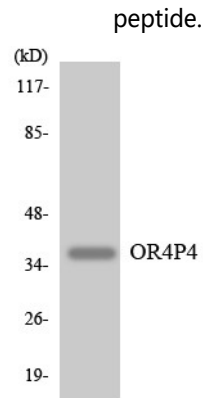


Immunofluorescence analysis of A549 cells, using OR4P4 Antibody. The picture on the right is blocked with the synthesized




Western blot analysis of lysates from HeLa cells, using OR4P4 Antibody. The lane on the right is blocked with the synthesized

Product Name: Olfactory receptor 4P4 Rabbit Polyclonal Antibody
Catalog #: APRab15236



Western blot analysis of the lysates from COLO205 cells using OR4P4 antibody.



Western Blot analysis of various cells using Olfactory receptor 4P4 Polyclonal Antibody

Note

For research use only.