

---

## Summary

|                        |                                       |
|------------------------|---------------------------------------|
| <b>Production Name</b> | Elongin A3 Rabbit Polyclonal Antibody |
| <b>Description</b>     | Rabbit Polyclonal Antibody            |
| <b>Host</b>            | Rabbit                                |
| <b>Application</b>     | WB,ELISA                              |
| <b>Reactivity</b>      | Human,Rat,Mouse                       |

## Performance

|                     |  |
|---------------------|--|
| <b>Conjugation</b>  | Unconjugated   |
| <b>Modification</b> | Unmodified   |
| <b>Isotype</b>      | IgG  |
| <b>Clonality</b>    | Polyclonal   |
| <b>Form</b>         | Liquid   |
| <b>Storage</b>      | Store at 4°C short term. Aliquot and store at -20°C long term. Avoid freeze/thaw cycles. |
| <b>Buffer</b>       | Liquid in PBS containing 50% glycerol, 0.5% BSA and 0.02% New type preservative N.       |
| <b>Purification</b> | Affinity purification  |

## Immunogen

|                          |  |
|--------------------------|--|
| <b>Gene Name</b>         | TCEB3C   |
| <b>Alternative Names</b> | TCEB3C; TCEB3L2; RNA polymerase II transcription factor SIII subunit A3; Elongin-A3; EloA3; Transcription elongation factor B polypeptide 3C |
| <b>Gene ID</b>           | 162699.0   |
| <b>SwissProt ID</b>      | Q8NG57.The antiserum was produced against synthesized peptide derived from human ELOA3. AA range:381-430                                     |

## Application

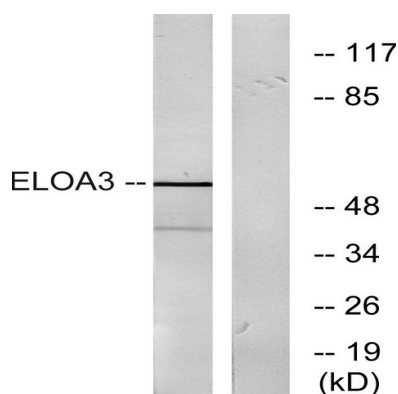
|                         |  |
|-------------------------|--|
| <b>Dilution Ratio</b>   | WB 1:500 - 1:2000. ELISA: 1:20000. Not yet tested in other applications. |
| <b>Molecular Weight</b> | 60kD   |

## Background


The SIII (or elongin) transcription elongation factor complex stimulates the rate of transcription elongation by RNA polymerase II by suppressing the transient pausing of the polymerase at many sites along the DNA template. This complex is a heterotrimer, composed of the transcriptionally active subunit A, A2 or A3 (or elongin A, A2 or A3) and two regulatory subunits, B and C (or elongin B and C). This gene encodes subunit A3. A3 and A are ubiquitously expressed, whereas A2 is specifically expressed in the testis. [provided by RefSeq, Mar 2010],domain:The elongin BC complex binding domain is also known as BC-box with the consensus [APST]-L-x(3)-C-x(3)-[AIVL],function:SIII, also known as elongin, is a general transcription elongation factor that increases the RNA polymerase II transcription elongation past template-encoded arresting sites. Subunit A3 is transcriptionally active but its transcription activity is not enhanced by binding to the dimeric complex of the SIII regulatory subunits B and C (elongin BC complex),similarity:Contains 1 TFIIIS N-terminal domain,subunit:Heterotrimer of an A (A1, A2 or A3), B and C subunit,tissue specificity:Widely expressed.,

## Research Area

## Image Data

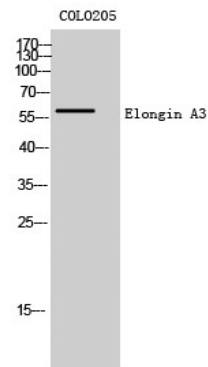


Western blot analysis of lysates from COLO205 cells, using ELOA3 Antibody. The lane on the right is blocked with the synthesized peptide.



Western blot analysis of the lysates from COLO205 cells using CIDEB antibody.

**Product Name: Elongin A3 Rabbit Polyclonal Antibody**  
**Catalog #: APRab10421**



Western Blot analysis of COLO205 cells using Elongin A3 Polyclonal Antibody cells nucleus extracted by Minute TM Cytoplasmic and Nuclear Fractionation kit (SC-003, Inventbiotech, MN, USA) .

**Note**

For research use only.