

Summary

Production Name	DHODH Rabbit Polyclonal Antibody
Description	Rabbit Polyclonal Antibody
Host	Rabbit
Application	IHC, WB, ELISA
Reactivity	Human, Rat, Mouse

Performance

Conjugation	Unconjugated
Modification	Unmodified
Isotype	IgG
Clonality	Polyclonal
Form	Liquid
Storage	Store at 4°C short term. Aliquot and store at -20°C long term. Avoid freeze/thaw cycles.
Buffer	Liquid in PBS containing 50% glycerol, 0.5% BSA and 0.02% New type preservative N.
Purification	Affinity purification

Immunogen

Gene Name	DHODH
Alternative Names	DHODH; Dihydroorotate dehydrogenase; quinone); mitochondrial; DHOdehase; Dihydroorotate oxidase
Gene ID	1723.0
SwissProt ID	Q02127. The antiserum was produced against synthesized peptide derived from human DHODH. AA range: 211-260

Application

Dilution Ratio	WB 1:500 - 1:2000. IHC 1:100 - 1:300. ELISA: 1:40000..
Molecular Weight	48kD

Product Name: DHODH Rabbit Polyclonal Antibody
Catalog #: APRab09966



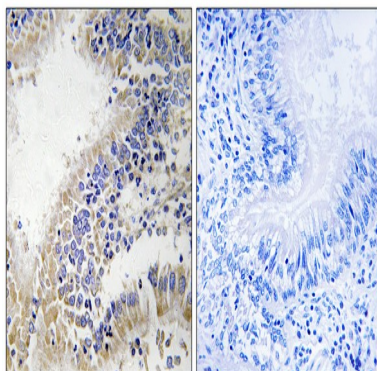
Background

The protein encoded by this gene catalyzes the fourth enzymatic step, the ubiquinone-mediated oxidation of dihydroorotate to orotate, in de novo pyrimidine biosynthesis. This protein is a mitochondrial protein located on the outer surface of the inner mitochondrial membrane. [provided by RefSeq, Jul 2008],catalytic activity:(S)-dihydroorotate + O(2) = orotate + H(2)O(2),,cofactor:Binds 1 FAD per subunit.,pathway:Pyrimidine metabolism; UMP biosynthesis via de novo pathway; UMP from HCO(3)(-): step 4/6.,similarity:Belongs to the dihydroorotate dehydrogenase family.,

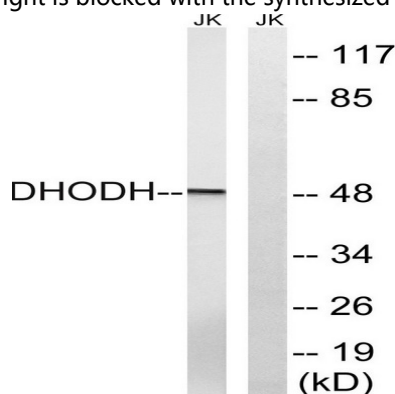
Research Area

Pyrimidine metabolism;

Image Data




Immunohistochemistry analysis of paraffin-embedded human breast carcinoma tissue, using DHODH Antibody. The picture on the right is blocked with the synthesized peptide.



Western blot analysis of lysates from Jurkat cells, using DHODH Antibody. The lane on the right is blocked with the synthesized peptide.

Product Name: DHODH Rabbit Polyclonal Antibody
Catalog #: APRab09966



Western Blot analysis of Jurkat cells using DHODH Polyclonal Antibody

Note

For research use only.