

Product Name: SQSTM1/p62 Rabbit Monoclonal Antibody
Catalog #: AMRe03796

Summary

Production Name	SQSTM1/p62 Rabbit Monoclonal Antibody
Description	Recombinant Rabbit Monoclonal antibody
Host	Rabbit
Application	WB,IHC-F,IHC-P,ICC/IF,IP
Reactivity	Human,Mouse

Performance

Conjugation	Unconjugated
Modification	Unmodified
Isotype	IgG
Clonality	Monoclonal Antibody
Form	Liquid
Storage	Store at 4°C short term. Aliquot and store at -20°C long term. Avoid freeze/thaw cycles.
Buffer	50mM Tris-Glycine(pH 7.4), 0.15M NaCl, 40% Glycerol, 0.01% Sodium azide and 0.05% BSA
Purification	Affinity Purified

Immunogen

Gene Name	SQSTM1
Alternative Names	p60; p62; A170; DMRV; OSIL; PDB3; ZIP3; p62B; NADGP; FTDALS3
Gene ID	8878
SwissProt ID	Q13501

Application

Dilution Ratio	WB: 1/500-1/1000 IHC: 1/50-1/100 IF: 1/50-1/200 IP: 1/20
Molecular Weight	Calculated MW: 48 kDa; Observed MW: 62 kDa

Product Name: SQSTM1/p62 Rabbit Monoclonal Antibody
Catalog #: AMRe03796

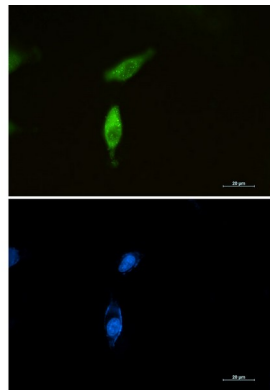
Background

Autophagy receptor that interacts directly with both the cargo to become degraded and an autophagy modifier of the MAP1 LC3 family. Required both for the formation and autophagic degradation of polyubiquitin-containing bodies, called ALIS (aggresome-like induced structures) and links ALIS to the autophagic machinery. Involved in midbody ring degradation. May regulate the activation of NFKB1 by TNF-alpha, nerve growth factor (NGF) and interleukin-1.

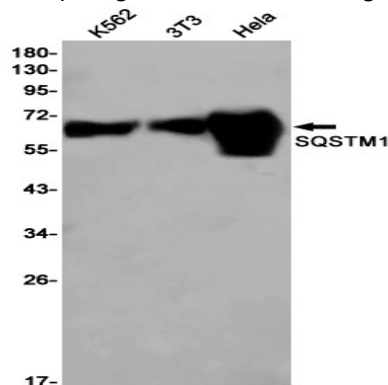
Research Area

Signal Transduction

Image Data

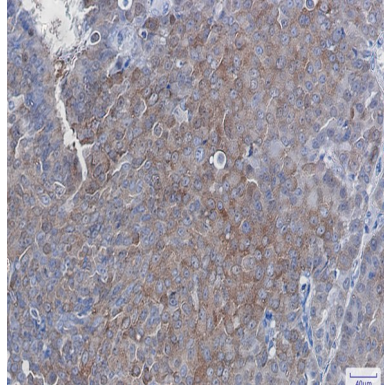


Immunocytochemistry analysis of SQSTM1/p62 (green) in U87-MG using SQSTM1/p62 antibody, and DAPI (blue).



Western blot analysis of SQSTM1 in K562, 3T3, HeLa lysates using SQSTM1 antibody.

Product Name: SQSTM1/p62 Rabbit Monoclonal Antibody
Catalog #: AMRe03796



Immunohistochemistry analysis of paraffin-embedded Human breast cancer tissue using SQSTM1 antibody. High-pressure and temperature Sodium Citrate pH 6.0 was used for antigen retrieval.

Note

For research use only.