

**Product Name: Dynein Light Chain Tctex Type 1 Rabbit
Monoclonal Antibody
Catalog #: AMRe03225**



Summary

Production Name	Dynein Light Chain Tctex Type 1 Rabbit Monoclonal Antibody
Description	Recombinant Rabbit Monoclonal antibody
Host	Rabbit
Application	WB,IHC-F,IHC-P,ICC/IF,IP
Reactivity	Human,Mouse,Rat

Performance

Conjugation	Unconjugated
Modification	Unmodified
Isotype	IgG
Clonality	Monoclonal Antibody
Form	Liquid
Storage	Store at 4°C short term. Aliquot and store at -20°C long term. Avoid freeze/thaw cycles.
Buffer	50mM Tris-Glycine(pH 7.4), 0.15M NaCl, 40% Glycerol, 0.01% Sodium azide and 0.05% BSA
Purification	Affinity Purified

Immunogen

Gene Name	DYNLT1
Alternative Names	CW-1; TCTEL1; tctex-1
Gene ID	6993
SwissProt ID	P63172

Application

Dilution Ratio	WB: 1/500-1/1000 IHC: 1/50-1/100 IF: 1/50-1/200 IP: 1/20
Molecular Weight	Calculated MW: 12 kDa; Observed MW: 12 kDa

**Product Name: Dynein Light Chain Tctex Type 1 Rabbit
Monoclonal Antibody
Catalog #: AMRe03225**



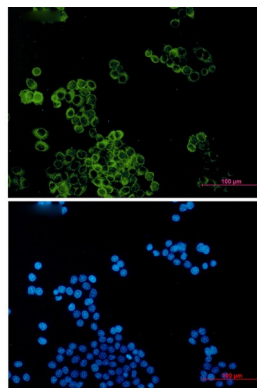
Background

This gene encodes a component of the motor complex, cytoplasmic dynein, which transports cellular cargo along microtubules in the cell. The encoded protein regulates the length of primary cilia which are sensory organelles found on the surface of cells. The protein encoded by this gene interacts with viral proteins, like the minor capsid protein L2 of human papillomavirus, and is required for dynein-mediated delivery of the viral nucleic acid to the host nucleus. This protein interacts with oncogenic nucleoporins to disrupt gene regulation and cause leukemic transformation. Pseudogenes of this gene are present on chromosomes 4 and 17. Alternative splicing results in multiple transcript variants encoding different isoforms.

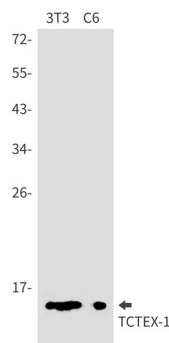
Research Area

Microbiology

Image Data

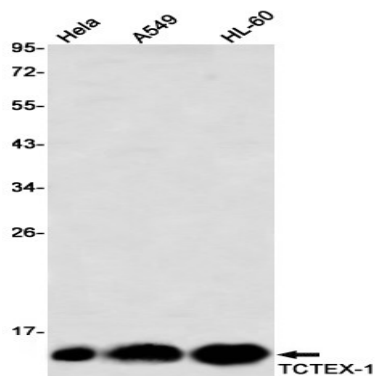


Immunocytochemistry analysis of Dynein Light Chain Tctex Type 1 (green) in HeLa using Dynein Light Chain Tctex Type 1 antibody, and DAPI (blue).

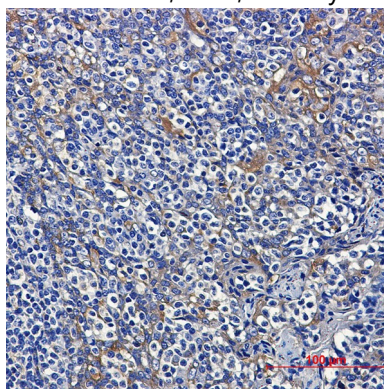


Western blot analysis of TCTEX1 in 3T3, C6 lysates using TCTEX1 antibody.

**Product Name: Dynein Light Chain Tctex Type 1 Rabbit
Monoclonal Antibody
Catalog #: AMRe03225**



Western blot analysis of TCTEX1 in HeLa, A549, HL-60 lysates using TCTEX1 antibody



Immunohistochemistry analysis of paraffin-embedded Human tonsil using TCTEX1 antibody. High-pressure and temperature Sodium Citrate pH 6.0 was used for antigen retrieval.

Note

For research use only.