

**Product Name: Tryptophan tRNA Ligase Rabbit
Monoclonal Antibody
Catalog #: AMRe01427**

Summary

Production Name	Tryptophan tRNA Ligase Rabbit Monoclonal Antibody
Description	Recombinant Rabbit Monoclonal antibody
Host	Rabbit
Application	WB,IHC-F,IHC-P,ICC/IF,IP
Reactivity	Human

Performance

Conjugation	Unconjugated
Modification	Unmodified
Isotype	IgG
Clonality	Monoclonal Antibody
Form	Liquid
Storage	Store at 4°C short term. Aliquot and store at -20°C long term. Avoid freeze/thaw cycles.
Buffer	50mM Tris-Glycine(pH 7.4), 0.15M NaCl, 40% Glycerol, 0.01% Sodium azide and 0.05% BSA
Purification	Affinity Purified

Immunogen

Gene Name	WARS1
Alternative Names	Gamma2; hWRS; IFI53; IFP53; TrpRS; WARS; WRS
Gene ID	7453
SwissProt ID	P23381

Application

Dilution Ratio	WB: 1/500-1/1000 IHC: 1/50-1/100 IF: 1/50-1/200 IP: 1/20
Molecular Weight	Calculated MW: 53 kDa; Observed MW: 53 kDa

**Product Name: Tryptophan tRNA Ligase Rabbit
Monoclonal Antibody
Catalog #: AMRe01427**

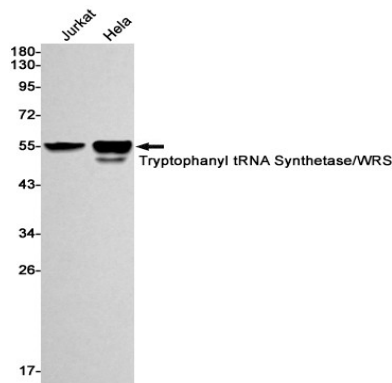
Background

Isoform 1, isoform 2 and T1-TrpRS have aminoacylation activity while T2-TrpRS lacks it. Isoform 2, T1-TrpRS and T2-TrpRS possess angiostatic activity whereas isoform 1 lacks it.

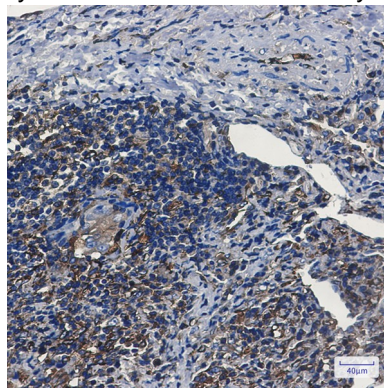
Research Area

Epigenetics and Nuclear Signaling

Image Data

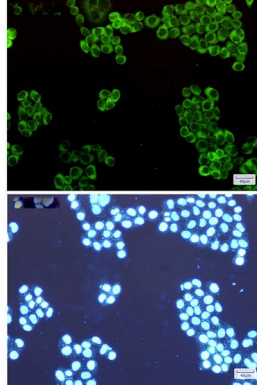


Western blot analysis of Tryptophanyl tRNA Synthetase/WRS in Jurkat, HeLa lysates using Tryptophan tRNA Ligase antibody.



Immunohistochemistry analysis of paraffin-embedded Human lung cancer using Tryptophanyl tRNA Synthetase/WRS antibody. High-pressure and temperature Sodium Citrate pH 6.0 was used for antigen retrieval.

**Product Name: Tryptophan tRNA Ligase Rabbit
Monoclonal Antibody
Catalog #: AMRe01427**



Immunocytochemistry analysis of Tryptophanyl tRNA Synthetase/WRS(green) in HeLa using Tryptophanyl tRNA Synthetase/WRS antibody, and DAPI(blue)

Note

For research use only.