

**Product Name: SR-5B Rabbit Polyclonal Antibody**  
**Catalog #: APRab18254**



---

## Summary

|                        |                                  |
|------------------------|----------------------------------|
| <b>Production Name</b> | SR-5B Rabbit Polyclonal Antibody |
| <b>Description</b>     | Rabbit Polyclonal Antibody       |
| <b>Host</b>            | Rabbit                           |
| <b>Application</b>     | IF, WB,                          |
| <b>Reactivity</b>      | Mouse, Rat                       |

## Performance

|                     |  |
|---------------------|--|
| <b>Conjugation</b>  | Unconjugated   |
| <b>Modification</b> | Unmodified   |
| <b>Isotype</b>      | IgG  |
| <b>Clonality</b>    | Polyclonal   |
| <b>Form</b>         | Liquid   |
| <b>Storage</b>      | Store at 4°C short term. Aliquot and store at -20°C long term. Avoid freeze/thaw cycles. |
| <b>Buffer</b>       | Liquid in PBS containing 50% glycerol, 0.5% BSA and 0.02% New type preservative N.       |
| <b>Purification</b> | Affinity purification  |

## Immunogen

|                          |  |
|--------------------------|--|
| <b>Gene Name</b>         | HTR5B  |
| <b>Alternative Names</b> |  |
| <b>Gene ID</b>           |  |
| <b>SwissProt ID</b>      | .The antiserum was produced against synthesized peptide derived from rat HTR5B. AA range:280-329 |

## Application

|                         |   |
|-------------------------|---|
| <b>Dilution Ratio</b>   | WB 1:500 - 1:2000. IF 1:200 - 1:1000. ELISA: 1:40000. Not yet tested in other applications. |
| <b>Molecular Weight</b> | 38kD  |

**Product Name: SR-5B Rabbit Polyclonal Antibody**  
**Catalog #: APRab18254**

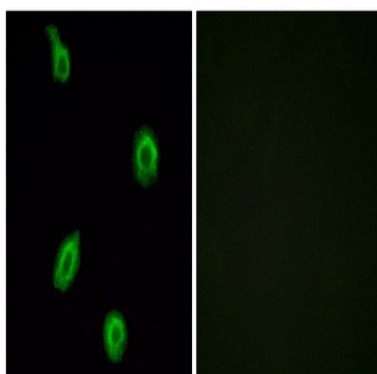


## Background

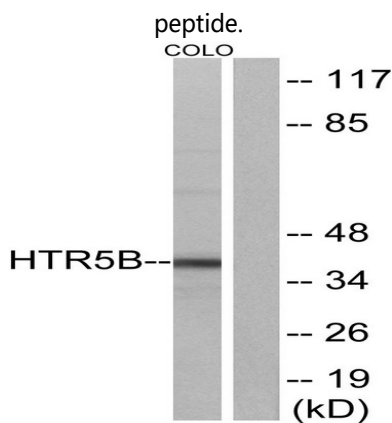
This is one of the several different receptors for 5-hydroxytryptamine (serotonin), a biogenic hormone that functions as a neurotransmitter, a hormone, and a mitogen. The activity of this receptor is mediated by G proteins. Probably involved in anxiety and depression.

## Research Area

## Image Data




Immunofluorescence analysis of HUVEC cells, using HTR5B Antibody. The picture on the right is blocked with the synthesized




Western blot analysis of lysates from COLO cells, using HTR5B Antibody. The lane on the right is blocked with the synthesized peptide.

**Product Name: SR-5B Rabbit Polyclonal Antibody**  
**Catalog #: APRab18254**



Western blot analysis of the lysates from HepG2 cells using HTR5B antibody.



Western Blot analysis of COLO cells using SR-5B Polyclonal Antibody

**Note**

For research use only.