
Summary

Production Name	RGS5 Rabbit Polyclonal Antibody
Description	Rabbit Polyclonal Antibody
Host	Rabbit
Application	WB,IHC,ELISA
Reactivity	Human,Mouse,Rat

Performance

Conjugation	Unconjugated
Modification	Unmodified
Isotype	IgG
Clonality	Polyclonal
Form	Liquid
Storage	Store at 4°C short term. Aliquot and store at -20°C long term. Avoid freeze/thaw cycles.
Buffer	Liquid in PBS containing 50% glycerol, 0.5% BSA and 0.02% New type preservative N.
Purification	Affinity purification

Immunogen

Gene Name	RGS5
Alternative Names	RGS5; Regulator of G-protein signaling 5; RGS5
Gene ID	8490.0
SwissProt ID	O15539.The antiserum was produced against synthesized peptide derived from human RGS5. AA range:89-138

Application

Dilution Ratio	WB 1:500 - 1:2000. IHC 1:100 - 1:300. ELISA: 1:20000..
Molecular Weight	20kD

Background

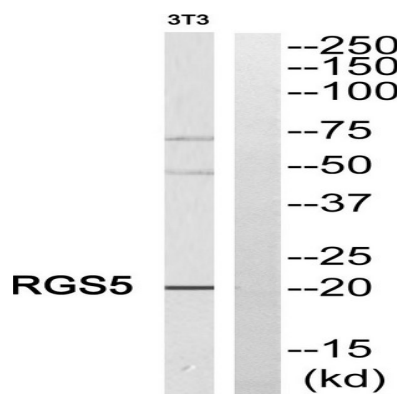
Product Name: RGS5 Rabbit Polyclonal Antibody
Catalog #: APRab17099



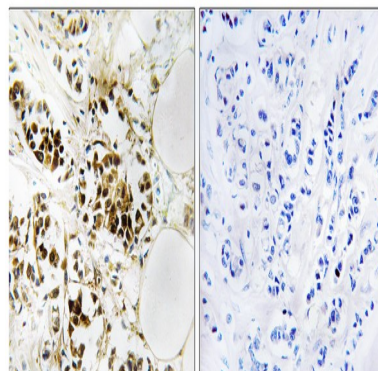
This gene encodes a member of the regulators of G protein signaling (RGS) family. The RGS proteins are signal transduction molecules which are involved in the regulation of heterotrimeric G proteins by acting as GTPase activators. This gene is a hypoxia-inducible factor-1 dependent, hypoxia-induced gene which is involved in the induction of endothelial apoptosis. This gene is also one of three genes on chromosome 1q contributing to elevated blood pressure. Alternatively spliced transcript variants have been identified. [provided by RefSeq, Dec 2011],function:Inhibits signal transduction by increasing the GTPase activity of G protein alpha subunits thereby driving them into their inactive GDP-bound form. Binds to G(i)-alpha and G(o)-alpha, but not to G(s)-alpha.,similarity:Contains 1 RGS domain.,

Research Area

Image Data

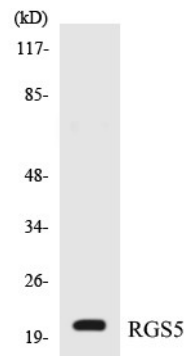


Western blot analysis of RGS5 Antibody. The lane on the right is blocked with the RGS5 peptide.



Immunohistochemistry analysis of paraffin-embedded human breast carcinoma, using RGS5 Antibody. The lane on the right is blocked with the RGS5 peptide.

Product Name: RGS5 Rabbit Polyclonal Antibody
Catalog #: APRab17099



Western blot analysis of the lysates from HepG2 cells using RGS5 antibody.

Note

For research use only.