

Product Name: PRPF18 Rabbit Polyclonal Antibody
Catalog #: APRab16545



Summary

Production Name	PRPF18 Rabbit Polyclonal Antibody
Description	Rabbit Polyclonal Antibody
Host	Rabbit
Application	WB,ELISA
Reactivity	Human,Mouse,Rat

Performance

Conjugation	Unconjugated
Modification	Unmodified
Isotype	IgG
Clonality	Polyclonal
Form	Liquid
Storage	Store at 4°C short term. Aliquot and store at -20°C long term. Avoid freeze/thaw cycles.
Buffer	Liquid in PBS containing 50% glycerol, 0.5% BSA and 0.02% New type preservative N.
Purification	Affinity purification

Immunogen

Gene Name	PRPF18
Alternative Names	PRPF18; HPRP18; Pre-mRNA-splicing factor 18; PRP18 homolog; hPRP18
Gene ID	8559.0
SwissProt ID	Q99633.The antiserum was produced against synthesized peptide derived from human PRPF18. AA range:182-231

Application

Dilution Ratio	WB 1:500-2000; ELISA 2000-20000
Molecular Weight	40kD

Background

Product Name: PRPF18 Rabbit Polyclonal Antibody
Catalog #: APRab16545

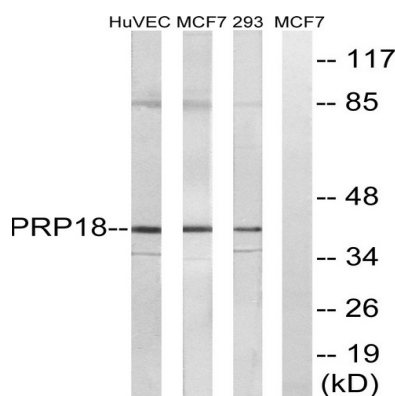


Pre-mRNA splicing occurs in 2 sequential transesterification steps. The protein encoded by this gene is found to be essential for the catalytic step II in pre-mRNA splicing process. It is found in the spliceosome, and contains seven WD repeats, which function in protein-protein interactions. This protein has a sequence similarity to the yeast splicing factor Prp18. [provided by RefSeq, Jul 2008],function:Participates in the second step of pre-mRNA splicing.,similarity:Belongs to the PRP18 family.,subcellular location:Colocalizes with spliceosomal snRNPs.,subunit:Heterodimer with PPIH. Interacts with PRPF4 and with the spliceosome. Part of a complex containing U4/U6 snRNPs.,

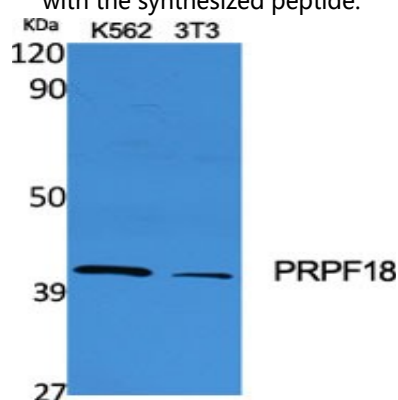
Research Area

Spliceosome;

Image Data

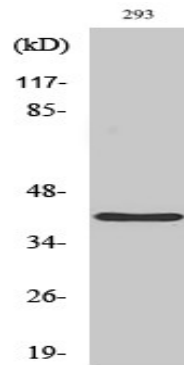


Western blot analysis of lysates from 293, MCF-7, and HUVEC cells, using PRPF18 Antibody. The lane on the right is blocked with the synthesized peptide.



Western Blot analysis of various cells using PRPF18 Polyclonal Antibody diluted at 1: 500 cells nucleus extracted by Minute TM Cytoplasmic and Nuclear Fractionation kit (SC-003, Inventbiotech, MN, USA) .

Product Name: PRPF18 Rabbit Polyclonal Antibody
Catalog #: APRab16545



Western Blot analysis of HuvEc cells using PRPF18 Polyclonal Antibody diluted at 1 : 500 cells nucleus extracted by Minute
TM Cytoplasmic and Nuclear Fractionation kit (SC-003, Inventbiotech, MN, USA) .

Note

For research use only.