

Product Name: PLK-5 Rabbit Polyclonal Antibody
Catalog #: APRab16278



Summary

Production Name	PLK-5 Rabbit Polyclonal Antibody
Description	Rabbit Polyclonal Antibody
Host	Rabbit
Application	WB,
Reactivity	Human,Rat,Mouse

Performance

Conjugation	Unconjugated
Modification	Unmodified
Isotype	IgG
Clonality	Polyclonal
Form	Liquid
Storage	Store at 4°C short term. Aliquot and store at -20°C long term. Avoid freeze/thaw cycles.
Buffer	Liquid in PBS containing 50% glycerol, 0.5% BSA and 0.02% New type preservative N.
Purification	Affinity purification

Immunogen

Gene Name	PLK5
Alternative Names	PLK5; PLK5P; FG060302; Inactive serine/threonine-protein kinase PLK5; Polo-like kinase 5; PLK-5
Gene ID	126520.0
SwissProt ID	Q496M5.The antiserum was produced against synthesized peptide derived from human PLK5. AA range:131-180

Application

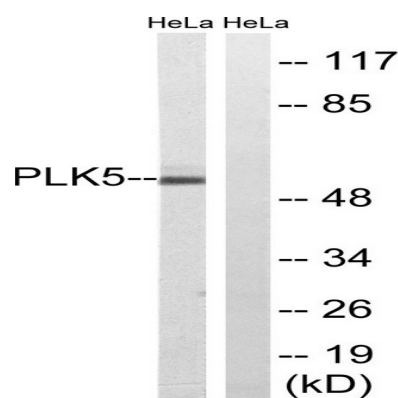
Dilution Ratio	WB 1:500-2000;
Molecular Weight	55kD

Background


PLK5 (Polo Like Kinase 5) is a Protein Coding gene. Gene Ontology (GO) annotations related to PLK5 include transferase activity, transferring phosphorus-containing groups and protein kinase activity. An important paralog of PLK5 is PLK4.

Research Area

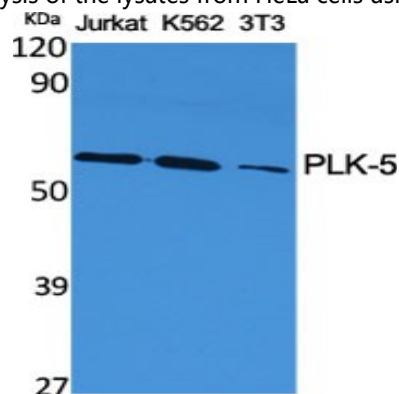
Image Data



Western blot analysis of lysates from HeLa cells, using PLK5 Antibody. The lane on the right is blocked with the synthesized peptide.



Western blot analysis of the lysates from HeLa cells using PLK5 antibody.



Product Name: PLK-5 Rabbit Polyclonal Antibody
Catalog #: APRab16278



Western Blot analysis of various cells using PLK-5 Polyclonal Antibody



Western Blot analysis of COLO205 cells using PLK-5 Polyclonal Antibody

Note

For research use only.