

Summary

Production Name	PJA2 Rabbit Polyclonal Antibody
Description	Rabbit Polyclonal Antibody
Host	Rabbit
Application	WB,ELISA
Reactivity	Human,Rat,Mouse

Performance

Conjugation	Unconjugated
Modification	Unmodified
Isotype	IgG
Clonality	Polyclonal
Form	Liquid
Storage	Store at 4°C short term. Aliquot and store at -20°C long term. Avoid freeze/thaw cycles.
Buffer	Liquid in PBS containing 50% glycerol, 0.5% BSA and 0.02% New type preservative N.
Purification	Affinity purification

Immunogen

Gene Name	PJA2
Alternative Names	PJA2; KIAA0438; RNF131; E3 ubiquitin-protein ligase Praja-2; Praja2; RING finger protein 131
Gene ID	9867.0
SwissProt ID	O43164.The antiserum was produced against synthesized peptide derived from human PJA2. AA range:141-190

Application

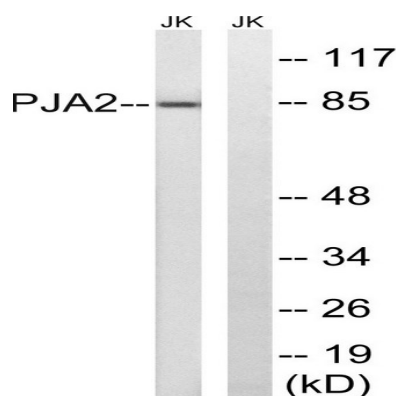
Dilution Ratio	WB 1:500-2000 ELISA 2000-20000
Molecular Weight	85kD

Background


function:Has E2-dependent E3 ubiquitin-protein ligase activity.,pathway:Protein modification; protein ubiquitination.,similarity:Contains 1 RING-type zinc finger.,subcellular location:Localizes at the cytoplasmic side of endoplasmic reticulum and Golgi apparatus. Expressed in the postsynaptic density region of synapses.,subunit:Binds ubiquitin-conjugating enzymes (E2s). In vitro, interacts with the ubiquitin-conjugating enzyme, UBE2D2.,function:Has E2-dependent E3 ubiquitin-protein ligase activity.,pathway:Protein modification; protein ubiquitination.,similarity:Contains 1 RING-type zinc finger.,subcellular location:Localizes at the cytoplasmic side of endoplasmic reticulum and Golgi apparatus. Expressed in the postsynaptic density region of synapses.,subunit:Binds ubiquitin-conjugating enzymes (E2s). In vitro, interacts with the ubiquitin-conjugating enzyme, UBE2D2.,

Research Area

Image Data




Western blot analysis of lysates from Jurkat cells, using PJA2 Antibody. The lane on the right is blocked with the synthesized peptide.



Western Blot analysis of various cells using PJA2 Polyclonal Antibody

Product Name: PJA2 Rabbit Polyclonal Antibody
Catalog #: APRab16174



Western Blot analysis of Jurkat cells using PJA2 Polyclonal Antibody

Note

For research use only.