

## Summary

<b>Production Name</b>	PCAF Rabbit Polyclonal Antibody
<b>Description</b>	Rabbit Polyclonal Antibody
<b>Host</b>	Rabbit
<b>Application</b>	IHC, WB, ELISA
<b>Reactivity</b>	Human, Mouse, Rat

## Performance

<b>Conjugation</b>	Unconjugated
<b>Modification</b>	Unmodified
<b>Isotype</b>	IgG
<b>Clonality</b>	Polyclonal
<b>Form</b>	Liquid
<b>Storage</b>	Store at 4°C short term. Aliquot and store at -20°C long term. Avoid freeze/thaw cycles.
<b>Buffer</b>	Liquid in PBS containing 50% glycerol, 0.5% BSA and 0.02% New type preservative N.
<b>Purification</b>	Affinity purification

## Immunogen

<b>Gene Name</b>	KAT2B KAT2B; PCAF; Histone acetyltransferase KAT2B; Histone acetyltransferase PCAF;
<b>Alternative Names</b>	Histone acetylase PCAF; Lysine acetyltransferase 2B; P300/CBP-associated factor; P/CAF
<b>Gene ID</b>	8850.0
<b>SwissProt ID</b>	Q92831. The antiserum was produced against synthesized peptide derived from human p300/CBP. AA range: 783-832

## Application

<b>Dilution Ratio</b>	WB 1:500 - 1:2000. IHC 1:100 - 1:300. ELISA: 1:10000..
<b>Molecular Weight</b>	93kD

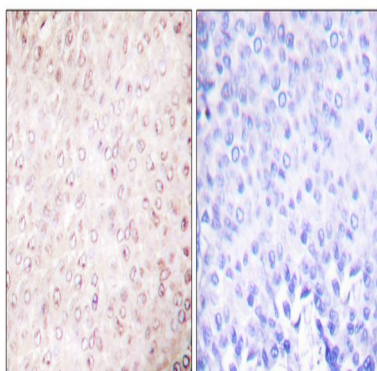
## Background

CBP and p300 are large nuclear proteins that bind to many sequence-specific factors involved in cell growth and/or differentiation, including c-jun and the adenoviral oncoprotein E1A. The protein encoded by this gene associates with p300/CBP. It has in vitro and in vivo binding activity with CBP and p300, and competes with E1A for binding sites in p300/CBP. It has histone acetyl transferase activity with core histones and nucleosome core particles, indicating that this protein plays a direct role in transcriptional regulation. [provided by RefSeq, Jul 2008],chromatin organization, chromatin remodeling, transcription, regulation of transcription, DNA-dependent, protein amino acid acetylation, N-terminal protein amino acid acetylation, cell cycle, cell cycle arrest, negative regulation of cell proliferation, response to endogenous stimulus, response to hormone stimulus, response to organic substance,chromatin modification, covalent chromatin modification, histone modification, histone acetylation, N-terminal peptidyl-lysine acetylation, peptidyl-lysine modification, peptidyl-lysine acetylation, cell cycle process, N-terminal protein amino acid modification, response to insulin stimulus, cellular response to insulin stimulus, cellular response to hormone stimulus, regulation of cell proliferation, response to peptide hormone stimulus, protein amino acid acylation,regulation of transcription, regulation of RNA metabolic process, chromosome organization,

## Research Area

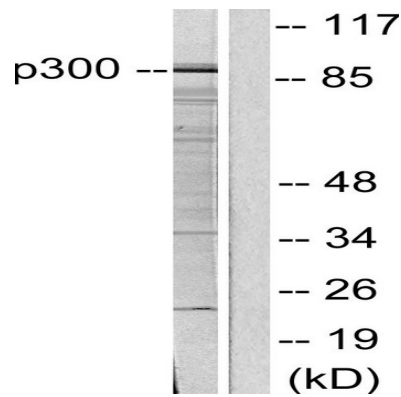
Protein\_Acetylation

## Image Data




Immunohistochemistry analysis of paraffin-embedded human breast carcinoma tissue, using p300/CBP Antibody. The picture on the right is blocked with the synthesized peptide.

**Product Name: PCAF Rabbit Polyclonal Antibody**  
**Catalog #: APRab15814**



Western blot analysis of lysates from COLO205 cells, using p300/CBP Antibody. The lane on the right is blocked with the synthesized peptide.



Western Blot analysis of various cells using PCAF Polyclonal Antibody cells nucleus extracted by Minute TM Cytoplasmic and Nuclear Fractionation kit (SC-003, Inventbiotech, MN, USA) .

## **Note**

For research use only.