
Summary

Production Name	P2Y4 Rabbit Polyclonal Antibody
Description	Rabbit Polyclonal Antibody
Host	Rabbit
Application	WB,ELISA
Reactivity	Human,Mouse,Rat

Performance

Conjugation	Unconjugated
Modification	Unmodified
Isotype	IgG
Clonality	Polyclonal
Form	Liquid
Storage	Store at 4°C short term. Aliquot and store at -20°C long term. Avoid freeze/thaw cycles.
Buffer	Liquid in PBS containing 50% glycerol, 0.5% BSA and 0.02% New type preservative N.
Purification	Affinity purification

Immunogen

Gene Name	P2RY4
Alternative Names	P2RY4; NRU; P2Y purinoceptor 4; P2Y4; P2P; Uridine nucleotide receptor; UNR
Gene ID	5030.0
SwissProt ID	P51582.The antiserum was produced against synthesized peptide derived from human P2RY4. AA range:159-208

Application

Dilution Ratio	WB 1:500 - 1:2000. ELISA: 1:10000. Not yet tested in other applications.
Molecular Weight	41kD

Background

Product Name: P2Y4 Rabbit Polyclonal Antibody
Catalog #: APRab15610

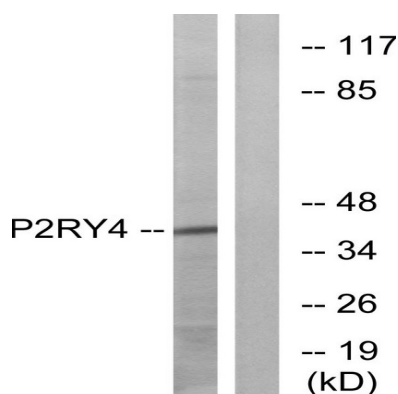


The product of this gene belongs to the family of G-protein coupled receptors. This family has several receptor subtypes with different pharmacological selectivity, which overlaps in some cases, for various adenosine and uridine nucleotides. This receptor is responsive to uridine nucleotides, partially responsive to ATP, and not responsive to ADP. [provided by RefSeq, Jul 2008],function:Receptor for UTP and UDP coupled to G-proteins that activate a phosphatidylinositol-calcium second messenger system. Not activated by ATP or ADP.,PTM:Phosphorylation of Ser-333 and Ser-334 is a key step in agonist-dependent desensitization and loss of surface P2RY4. This phosphorylation does not involve PKC, nor other calcium activated kinases.,similarity:Belongs to the G-protein coupled receptor 1 family.,tissue specificity:Pancreas,.

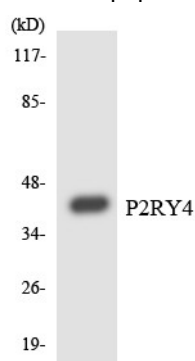
Research Area

Neuroactive ligand-receptor interaction;

Image Data

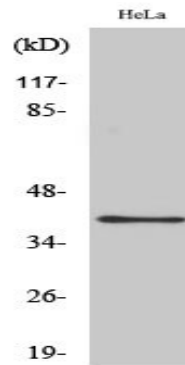


Western blot analysis of lysates from HeLa cells, using P2RY4 Antibody. The lane on the right is blocked with the synthesized peptide.



Western blot analysis of the lysates from COLO205 cells using P2RY4 antibody.

Product Name: P2Y4 Rabbit Polyclonal Antibody
Catalog #: APRab15610



Western Blot analysis of various cells using P2Y4 Polyclonal Antibody diluted at 1 : 500

Note

For research use only.