

Product Name: Olfactory receptor 8B4 Rabbit Polyclonal Antibody
Catalog #: APRab15323

Summary

Production Name	Olfactory receptor 8B4 Rabbit Polyclonal Antibody
Description	Rabbit Polyclonal Antibody
Host	Rabbit
Application	IF, WB, ELISA
Reactivity	Human, Rat, Mouse

Performance

Conjugation	Unconjugated
Modification	Unmodified
Isotype	IgG
Clonality	Polyclonal
Form	Liquid
Storage	Store at 4°C short term. Aliquot and store at -20°C long term. Avoid freeze/thaw cycles.
Buffer	Liquid in PBS containing 50% glycerol, 0.5% BSA and 0.02% New type preservative N.
Purification	Affinity purification

Immunogen

Gene Name	OR8B4
Alternative Names	OR8B4; OR8B4P; Olfactory receptor 8B4; Olfactory receptor OR11-315
Gene ID	283162.0
SwissProt ID	Q96RC9. The antiserum was produced against synthesized peptide derived from human OR8B4. AA range:260-309

Application

Dilution Ratio	WB 1:500 - 1:2000. IF 1:200 - 1:1000. ELISA: 1:5000. Not yet tested in other applications.
Molecular Weight	40kD

Product Name: Olfactory receptor 8B4 Rabbit Polyclonal Antibody
Catalog #: APRab15323

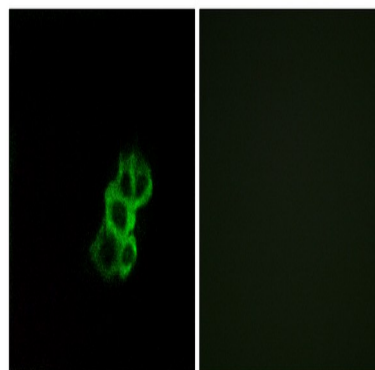
Background

Olfactory receptors interact with odorant molecules in the nose, to initiate a neuronal response that triggers the perception of a smell. The olfactory receptor proteins are members of a large family of G-protein-coupled receptors (GPCR) arising from single coding-exon genes. Olfactory receptors share a 7-transmembrane domain structure with many neurotransmitter and hormone receptors and are responsible for the recognition and G protein-mediated transduction of odorant signals. The olfactory receptor gene family is the largest in the genome. The nomenclature assigned to the olfactory receptor genes and proteins for this organism is independent of other organisms. This olfactory receptor gene is a segregating pseudogene, where some individuals have an allele that encodes a functional olfactory receptor, while other individuals have an allele encoding a functionless odorant receptor. *Similarity: Belongs to the G-protein coupled receptor 1 family.*

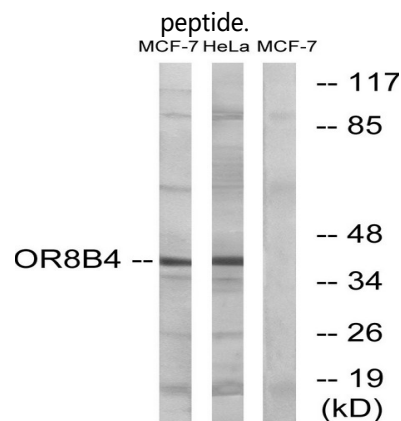
Research Area

Olfactory transduction;

Image Data

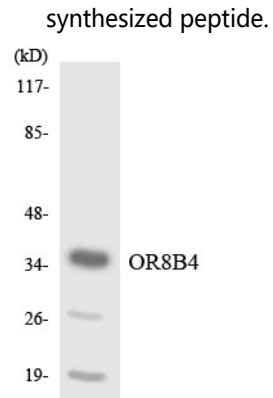


Immunofluorescence analysis of MCF7 cells, using OR8B4 Antibody. The picture on the right is blocked with the synthesized



Western blot analysis of lysates from MCF-7 and HeLa cells, using OR8B4 Antibody. The lane on the right is blocked with the

**Product Name: Olfactory receptor 8B4 Rabbit Polyclonal
Antibody**
Catalog #: APRab15323



Western blot analysis of the lysates from Jurkat cells using OR8B4 antibody.

Note

For research use only.