

Product Name: Olfactory receptor 6J1 Rabbit Polyclonal Antibody
Catalog #: APRab15311



Summary

Production Name	Olfactory receptor 6J1 Rabbit Polyclonal Antibody
Description	Rabbit Polyclonal Antibody
Host	Rabbit
Application	IF, WB, ELISA
Reactivity	Human, Rat, Mouse

Performance

Conjugation	Unconjugated
Modification	Unmodified
Isotype	IgG
Clonality	Polyclonal
Form	Liquid
Storage	Store at 4°C short term. Aliquot and store at -20°C long term. Avoid freeze/thaw cycles.
Buffer	Liquid in PBS containing 50% glycerol, 0.5% BSA and 0.02% New type preservative N.
Purification	Affinity purification

Immunogen

Gene Name	OR6J1
Alternative Names	OR6J1; OR6J2; Olfactory receptor 6J1; Olfactory receptor 6J2
Gene ID	79549.0
SwissProt ID	Q8NGC5. The antiserum was produced against synthesized peptide derived from human OR6J1. AA range: 231-280

Application

Dilution Ratio	WB 1:500 - 1:2000. IF 1:200 - 1:1000. ELISA: 1:10000. Not yet tested in other applications.
Molecular Weight	39kD

Product Name: Olfactory receptor 6J1 Rabbit Polyclonal Antibody
Catalog #: APRab15311

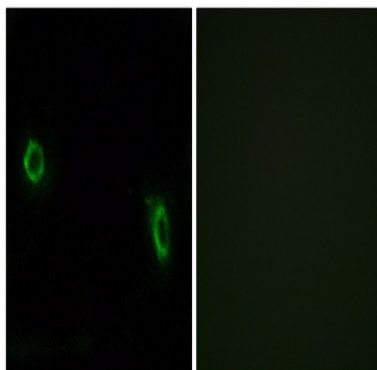


Background

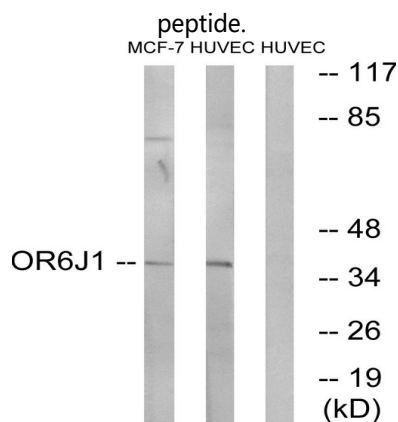
Olfactory receptors interact with odorant molecules in the nose, to initiate a neuronal response that triggers the perception of a smell. The olfactory receptor proteins are members of a large family of G-protein-coupled receptors (GPCR) arising from single coding-exon genes. Olfactory receptors share a 7-transmembrane domain structure with many neurotransmitter and hormone receptors and are responsible for the recognition and G protein-mediated transduction of odorant signals. The olfactory receptor gene family is the largest in the genome. The nomenclature assigned to the olfactory receptor genes and proteins for this organism is independent of other organisms. [provided by RefSeq, Jul 2008],function:Odorant receptor .,similarity:Belongs to the G-protein coupled receptor 1 family.,

Research Area

Image Data

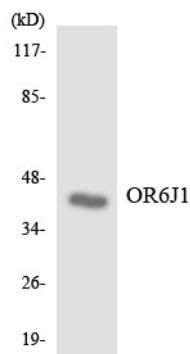


Immunofluorescence analysis of MCF7 cells, using OR6J1 Antibody. The picture on the right is blocked with the synthesized



Western blot analysis of lysates from HUVEC and MCF-7 cells, using OR6J1 Antibody. The lane on the right is blocked with the synthesized peptide.

**Product Name: Olfactory receptor 6J1 Rabbit Polyclonal
Antibody**
Catalog #: APRab15311



Western blot analysis of the lysates from COLO205 cells using OR6J1 antibody.

Note

For research use only.