

**Product Name: Olfactory receptor 4K14 Rabbit Polyclonal Antibody**  
**Catalog #: APRab15230**

---

## Summary

<b>Production Name</b>	Olfactory receptor 4K14 Rabbit Polyclonal Antibody
<b>Description</b>	Rabbit Polyclonal Antibody
<b>Host</b>	Rabbit
<b>Application</b>	WB,ELISA
<b>Reactivity</b>	Human,Monkey

## Performance

<b>Conjugation</b>	Unconjugated
<b>Modification</b>	Unmodified
<b>Isotype</b>	IgG
<b>Clonality</b>	Polyclonal
<b>Form</b>	Liquid
<b>Storage</b>	Store at 4°C short term. Aliquot and store at -20°C long term. Avoid freeze/thaw cycles.
<b>Buffer</b>	Liquid in PBS containing 50% glycerol, 0.5% BSA and 0.02% New type preservative N.
<b>Purification</b>	Affinity purification

## Immunogen

<b>Gene Name</b>	OR4K14
<b>Alternative Names</b>	OR4K14; Olfactory receptor 4K14; Olfactory receptor OR14-22
<b>Gene ID</b>	122740.0
<b>SwissProt ID</b>	Q8NGD5.The antiserum was produced against synthesized peptide derived from human OR4K14. AA range:261-310

## Application

<b>Dilution Ratio</b>	WB 1:500 - 1:2000. ELISA: 1:10000. Not yet tested in other applications.
<b>Molecular Weight</b>	37kD

**Product Name: Olfactory receptor 4K14 Rabbit Polyclonal Antibody**  
**Catalog #: APRab15230**

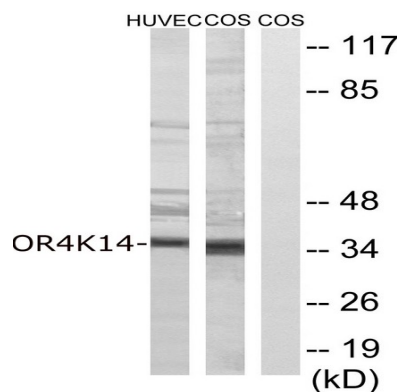
## Background

Olfactory receptors interact with odorant molecules in the nose, to initiate a neuronal response that triggers the perception of a smell. The olfactory receptor proteins are members of a large family of G-protein-coupled receptors (GPCR) arising from single coding-exon genes. Olfactory receptors share a 7-transmembrane domain structure with many neurotransmitter and hormone receptors and are responsible for the recognition and G protein-mediated transduction of odorant signals. The olfactory receptor gene family is the largest in the genome. The nomenclature assigned to the olfactory receptor genes and proteins for this organism is independent of other organisms. [provided by RefSeq, Jul 2008],function:Odorant receptor ,similarity:Belongs to the G-protein coupled receptor 1 family,.

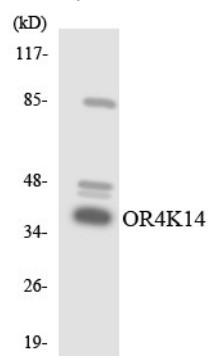
## Research Area

Olfactory transduction;

## Image Data



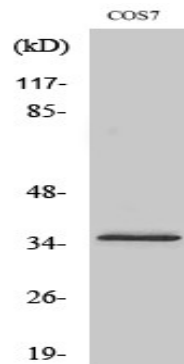
Western blot analysis of lysates from COS7 and HUVEC cells, using OR4K14 Antibody. The lane on the right is blocked with the synthesized peptide.



Western blot analysis of the lysates from COLO205 cells using OR4K14 antibody.

**Product Name: Olfactory receptor 4K14 Rabbit  
Polyclonal Antibody  
Catalog #: APRab15230**

---



Western Blot analysis of various cells using Olfactory receptor 4K14 Polyclonal Antibody diluted at 1 : 2000

**Note**

For research use only.