

Product Name: Olfactory receptor 4D1 Rabbit Polyclonal Antibody
Catalog #: APRab15223

Summary

Production Name	Olfactory receptor 4D1 Rabbit Polyclonal Antibody
Description	Rabbit Polyclonal Antibody
Host	Rabbit
Application	IF, WB,
Reactivity	Human, Rat, Mouse

Performance

Conjugation	Unconjugated
Modification	Unmodified
Isotype	IgG
Clonality	Polyclonal
Form	Liquid
Storage	Store at 4°C short term. Aliquot and store at -20°C long term. Avoid freeze/thaw cycles.
Buffer	Liquid in PBS containing 50% glycerol, 0.5% BSA and 0.02% New type preservative N.
Purification	Affinity purification

Immunogen

Gene Name	OR4D1
Alternative Names	OR4D1; OR4D3; Olfactory receptor 4D1; Olfactory receptor 4D3; Olfactory receptor TPCR16
Gene ID	26689.0
SwissProt ID	Q15615. The antiserum was produced against synthesized peptide derived from human OR4D1. AA range: 261-310

Application

Dilution Ratio	WB 1:500 - 1:2000. IF 1:200 - 1:1000. ELISA: 1:40000. Not yet tested in other applications.
-----------------------	---

Product Name: Olfactory receptor 4D1 Rabbit Polyclonal Antibody
Catalog #: APRab15223

Molecular Weight 34kD

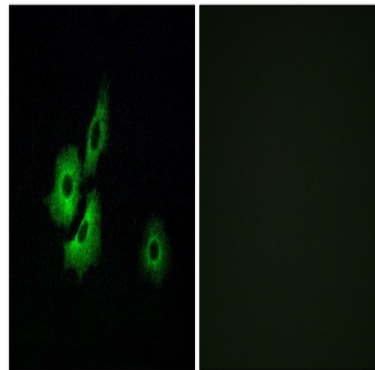
Background

olfactory receptor family 4 subfamily D member 1(OR4D1) Homo sapiens Olfactory receptors interact with odorant molecules in the nose, to initiate a neuronal response that triggers the perception of a smell. The olfactory receptor proteins are members of a large family of G-protein-coupled receptors (GPCR) arising from single coding-exon genes. Olfactory receptors share a 7-transmembrane domain structure with many neurotransmitter and hormone receptors and are responsible for the recognition and G protein-mediated transduction of odorant signals. The olfactory receptor gene family is the largest in the genome. The nomenclature assigned to the olfactory receptor genes and proteins for this organism is independent of other organisms. [provided by RefSeq, Jul 2008],function:Odorant receptor ,similarity:Belongs to the G-protein coupled receptor 1 family,.

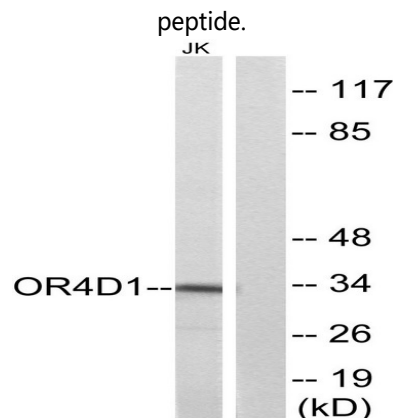
Research Area

Olfactory transduction;

Image Data




Immunofluorescence analysis of A549 cells, using OR4D1 Antibody. The picture on the right is blocked with the synthesized




Product Name: Olfactory receptor 4D1 Rabbit Polyclonal Antibody
Catalog #: APRab15223



Western blot analysis of lysates from Jurkat cells, using OR4D1 Antibody. The lane on the right is blocked with the synthesized peptide.



Western blot analysis of the lysates from HepG2 cells using OR4D1 antibody.



Western Blot analysis of various cells using Olfactory receptor 4D1 Polyclonal Antibody diluted at 1: 500

Note

For research use only.