

Product Name: Olfactory receptor 10G2 Rabbit Polyclonal Antibody
Catalog #: APRab15134

Summary

Production Name	Olfactory receptor 10G2 Rabbit Polyclonal Antibody
Description	Rabbit Polyclonal Antibody
Host	Rabbit
Application	IF, WB,
Reactivity	Human, Rat, Mouse

Performance

Conjugation	Unconjugated
Modification	Unmodified
Isotype	IgG
Clonality	Polyclonal
Form	Liquid
Storage	Store at 4°C short term. Aliquot and store at -20°C long term. Avoid freeze/thaw cycles.
Buffer	Liquid in PBS containing 50% glycerol, 0.5% BSA and 0.02% New type preservative N.
Purification	Affinity purification

Immunogen

Gene Name	OR10G2
Alternative Names	OR10G2; Olfactory receptor 10G2
Gene ID	26534.0
SwissProt ID	Q8NGC3. The antiserum was produced against synthesized peptide derived from human OR10G2. AA range: 241-290

Application

Dilution Ratio	WB 1:500 - 1:2000. IF 1:200 - 1:1000. ELISA: 1:40000. Not yet tested in other applications.
Molecular Weight	34kD

Product Name: Olfactory receptor 10G2 Rabbit Polyclonal Antibody
Catalog #: APRab15134

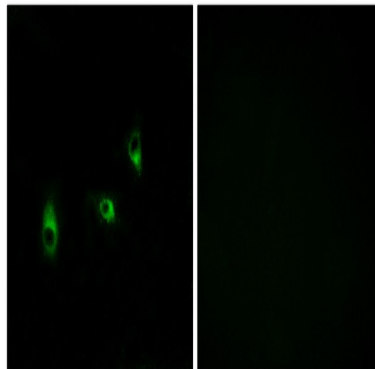
Background

Olfactory receptors interact with odorant molecules in the nose, to initiate a neuronal response that triggers the perception of a smell. The olfactory receptor proteins are members of a large family of G-protein-coupled receptors (GPCR) arising from single coding-exon genes. Olfactory receptors share a 7-transmembrane domain structure with many neurotransmitter and hormone receptors and are responsible for the recognition and G protein-mediated transduction of odorant signals. The olfactory receptor gene family is the largest in the genome. The nomenclature assigned to the olfactory receptor genes and proteins for this organism is independent of other organisms. [provided by RefSeq, Jul 2008],function:Odorant receptor .,similarity:Belongs to the G-protein coupled receptor 1 family.,

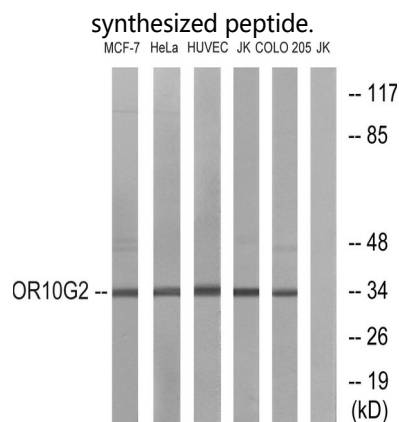
Research Area

Olfactory transduction;

Image Data

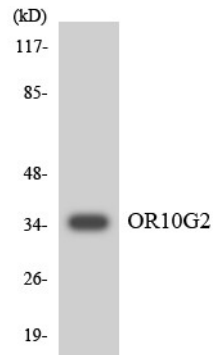


Immunofluorescence analysis of MCF7 cells, using OR10G2 Antibody. The picture on the right is blocked with the




Western blot analysis of lysates from HUVEC, HeLa, MCF-7, Jurkat, and COLO cells, using OR10G2 Antibody. The lane on the right is blocked with the synthesized peptide.

**Product Name: Olfactory receptor 10G2 Rabbit
Polyclonal Antibody
Catalog #: APRab15134**



Western blot analysis of the lysates from HUVEC cells using OR10G2 antibody.



Western Blot analysis of various cells using Olfactory receptor 10G2 Polyclonal Antibody

Note

For research use only.