
Summary

Production Name	NACAD Rabbit Polyclonal Antibody
Description	Rabbit Polyclonal Antibody
Host	Rabbit
Application	WB,
Reactivity	Human,Rat,Mouse

Performance

Conjugation	Unconjugated
Modification	Unmodified
Isotype	IgG
Clonality	Polyclonal
Form	Liquid
Storage	Store at 4°C short term. Aliquot and store at -20°C long term. Avoid freeze/thaw cycles.
Buffer	Liquid in PBS containing 50% glycerol, 0.5% BSA and 0.02% New type preservative N.
Purification	Affinity purification

Immunogen

Gene Name	NACAD
Alternative Names	NACAD; KIAA0363; NAC-alpha domain-containing protein 1
Gene ID	23148.0
SwissProt ID	O15069.The antiserum was produced against synthesized peptide derived from human NACAD. AA range:376-425

Application

Dilution Ratio	WB 1:500-2000
Molecular Weight	140kD

Background

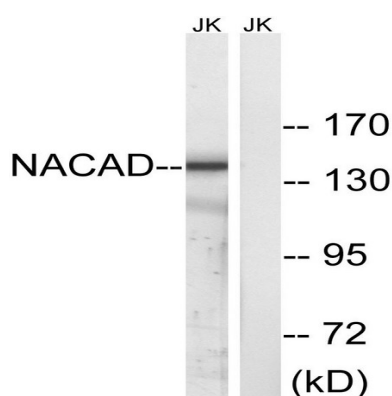
Product Name: NACAD Rabbit Polyclonal Antibody
Catalog #: APRab14390



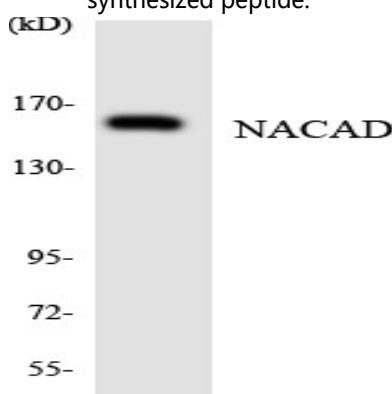
function: May prevent inappropriate targeting of non-secretory polypeptides to the endoplasmic reticulum (ER). May bind to nascent polypeptide chains as they emerge from the ribosome and block their interaction with the signal recognition particle (SRP), which normally targets nascent secretory peptides to the ER. May also reduce the inherent affinity of ribosomes for protein translocation sites in the ER membrane (M sites)., similarity: Belongs to the NAC-alpha family., similarity: Contains 1 NAC-A/B (NAC-alpha/beta) domain., function: May prevent inappropriate targeting of non-secretory polypeptides to the endoplasmic reticulum (ER). May bind to nascent polypeptide chains as they emerge from the ribosome and block their interaction with the signal recognition particle (SRP), which normally targets nascent secretory peptides to the ER. May also reduce the inherent affinity of ribosomes for protein translocation sites in the ER membrane (M sites)., similarity: Belongs to the NAC-alpha family., similarity: Contains 1 NAC-A/B (NAC-alpha/beta) domain.,

Research Area

Image Data




Western blot analysis of lysates from Jurkat cells, using NACAD Antibody. The lane on the right is blocked with the synthesized peptide.



Western blot analysis of the lysates from HeLa cells using NACAD antibody.

Product Name: NACAD Rabbit Polyclonal Antibody
Catalog #: APRab14390



Western Blot analysis of Jurkat cells using NACAD Polyclonal Antibody

Note

For research use only.