

## Summary

<b>Production Name</b>	CXCR-3 Rabbit Polyclonal Antibody
<b>Description</b>	Rabbit Polyclonal Antibody
<b>Host</b>	Rabbit
<b>Application</b>	WB,ELISA
<b>Reactivity</b>	Human,Rat,Mouse

## Performance

<b>Conjugation</b>	Unconjugated
<b>Modification</b>	Unmodified
<b>Isotype</b>	IgG
<b>Clonality</b>	Polyclonal
<b>Form</b>	Liquid
<b>Storage</b>	Store at 4°C short term. Aliquot and store at -20°C long term. Avoid freeze/thaw cycles.
<b>Buffer</b>	Liquid in PBS containing 50% glycerol, 0.5% BSA and 0.02% New type preservative N.
<b>Purification</b>	Affinity purification

## Immunogen

<b>Gene Name</b>	CXCR3
<b>Alternative Names</b>	CXCR3; GPR9; C-X-C chemokine receptor type 3; CXC-R3; CXCR-3; CKR-L2; G protein-coupled receptor 9; Interferon-inducible protein 10 receptor; IP-10 receptor; CD antigen CD183
<b>Gene ID</b>	2833.0
<b>SwissProt ID</b>	P49682.The antiserum was produced against synthesized peptide derived from human CXCR3. AA range:161-210

## Application

<b>Dilution Ratio</b>	WB 1:500 - 1:2000. ELISA: 1:5000. Not yet tested in other applications.
<b>Molecular Weight</b>	40kD

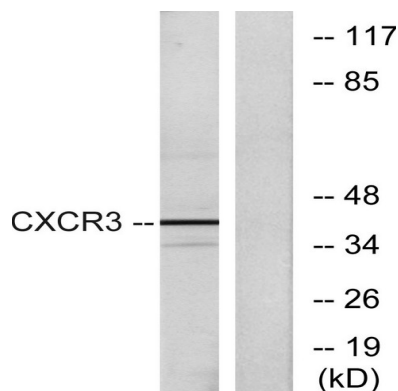
## Background

C-X-C motif chemokine receptor 3(CXCR3) Homo sapiens This gene encodes a G protein-coupled receptor with selectivity for three chemokines, termed CXCL9/Mig (monokine induced by interferon-g), CXCL10/IP10 (interferon-g-inducible 10 kDa protein) and CXCL11/I-TAC (interferon-inducible T cell a-chemoattractant). Binding of chemokines to this protein induces cellular responses that are involved in leukocyte traffic, most notably integrin activation, cytoskeletal changes and chemotactic migration. Alternatively spliced transcript variants encoding different isoforms have been found for this gene. One of the isoforms (CXCR3-B) shows high affinity binding to chemokine, CXCL4/PF4 (PMID:12782716). [provided by RefSeq, Jun 2011],function:Receptor for CXCL9, CXCL10 and CXCL11 and mediates the proliferation of human mesangial cells (HMC). Isoform 2 is a receptor for CXCL4 and also mediates the inhibitory activities of CXCL9, CXCL10 and CXCL11 on the growth of human microvascular endothelial cells (HMVEC). Isoform 2 may play a role in angiogenesis. Isoform 3 mediates activity of CXCL11.,online information:CXC chemokine receptors entry,similarity:Belongs to the G-protein coupled receptor 1 family.,tissue specificity:Isoform 1 and isoform 2 are mainly expressed in heart, kidney, liver and skeletal muscle. Isoform 1 is also expressed in placenta.,

## Research Area

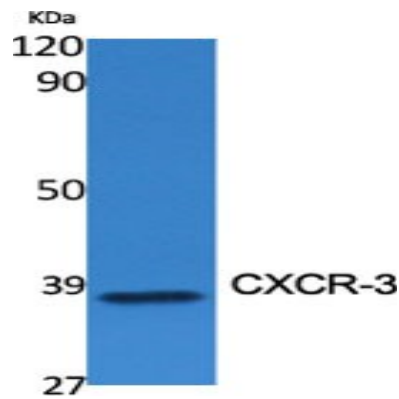
Cytokine-cytokine receptor interaction;Chemokine;

## Image Data

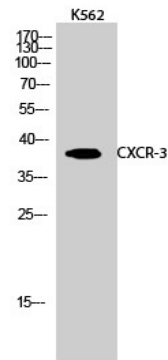


Western blot analysis of lysates from K562 cells, using CXCR3 Antibody. The lane on the right is blocked with the synthesized peptide.

**Product Name: CXCR-3 Rabbit Polyclonal Antibody**  
**Catalog #: APRab09560**



Western Blot analysis of various cells using CXCR-3 Polyclonal Antibody



Western Blot analysis of K562 cells using CXCR-3 Polyclonal Antibody

**Note**

For research use only.