

Summary

Production Name	AK6 Rabbit Polyclonal Antibody
Description	Rabbit Polyclonal Antibody
Host	Rabbit
Application	WB,IHC,ELISA
Reactivity	Human,Mouse,Rat

Performance

Conjugation	Unconjugated
Modification	Unmodified
Isotype	IgG
Clonality	Polyclonal
Form	Liquid
Storage	Store at 4°C short term. Aliquot and store at -20°C long term. Avoid freeze/thaw cycles.
Buffer	Liquid in PBS containing 50% glycerol, 0.5% BSA and 0.02% New type preservative N.
Purification	Affinity purification

Immunogen

Gene Name	TAF9; AK6; CINAP; AD-004; CGI-137; Adenylate kinase isoenzyme 6; ATP-AMP
Alternative Names	transphosphorylase 6; Coilin-interacting nuclear ATPase protein; hCINAP
Gene ID	6880.0
SwissProt ID	Q9Y3D8.The antiserum was produced against synthesized peptide derived from human KAD6. AA range:11-60

Application

Dilution Ratio	WB 1:500 - 1:2000. IHC 1:100 - 1:300. . ELISA: 1:20000. Not yet tested in other applications.
Molecular Weight	20kD

Background

adenylate kinase 6(AK6) Homo sapiens This gene encodes a protein that belongs to the adenylate kinase family of enzymes. The protein has a nuclear localization and contains Walker A (P-loop) and Walker B motifs and a metal-coordinating residue. The protein may be involved in regulation of Cajal body formation. In human, AK6 and TAF9 (GeneID: 6880) are two distinct genes that share 5' exons. Alternative splicing results in multiple transcript variants. [provided by RefSeq, Sep 2013],regulation of cell growth, chromatin organization, transcription, transcription, DNA-dependent, transcription initiation, RNA elongation, regulation of transcription, DNA-dependent, regulation of transcription from RNA polymerase II promoter, transcription from RNA polymerase II promoter, transcription initiation from RNA polymerase II promoter, RNA elongation from RNA polymerase II promoter, protein complex assembly, protein amino acid acetylation, regulation of cell size, positive regulation of biosynthetic process, regulation of catabolic process, negative regulation of catabolic process, response to organic substance, regulation of specific transcription from RNA polymerase II promoter, positive regulation of specific transcription from RNA polymerase II promoter, positive regulation of macromolecule biosynthetic process, positive regulation of macromolecule metabolic process, negative regulation of macromolecule metabolic process, positive regulation of gene expression, regulation of cell death, chromatin modification, covalent chromatin modification, histone modification, histone acetylation, regulation of proteolysis, positive regulation of cell growth, positive regulation of cellular biosynthetic process, regulation of cellular catabolic process, negative regulation of cellular catabolic process, regulation of cellular protein metabolic process, negative regulation of cellular protein metabolic process, regulation of proteasomal ubiquitin-dependent protein catabolic process, negative regulation of proteasomal ubiquitin-dependent protein catabolic process, regulation of cellular component size, regulation of gene-specific transcription, RNA biosynthetic process, response to cytokine stimulus, cellular response to DNA damage stimulus, regulation of growth, regulation of protein catabolic process, negative regulation of protein catabolic process, regulation of apoptosis, negative regulation of apoptosis, regulation of programmed cell death, negative regulation of programmed cell death, positive regulation of gene-specific transcription, protein amino acid acylation, macromolecular complex subunit organization, histone H3 acetylation, regulation of transcription, positive regulation of cell size, negative regulation of proteolysis, positive regulation of transcription, DNA-dependent, positive regulation of growth, positive regulation of nucleobase, nucleoside, nucleotide and nucleic acid metabolic process, positive regulation of transcription, positive regulation of transcription from RNA polymerase II promoter, positive regulation of response to stimulus, positive regulation of nitrogen compound metabolic process, negative regulation of protein metabolic process, regulation of RNA metabolic process, positive regulation of RNA metabolic process, chromosome organization, negative regulation of cell death, regulation of response to cytokine stimulus, positive regulation of response to cytokine stimulus, macromolecular complex assembly, protein complex biogenesis, response to interleukin-1,

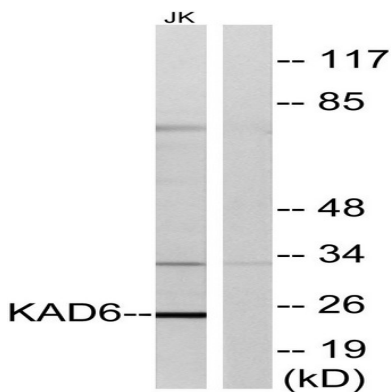
Research Area

Basal transcription factors;


Product Name: AK6 Rabbit Polyclonal Antibody
Catalog #: APRab06716



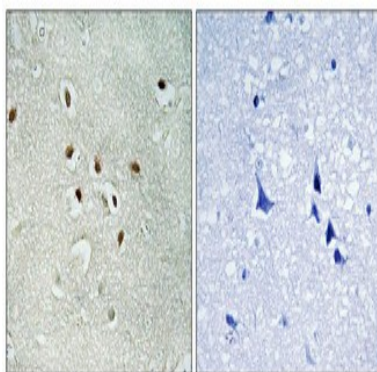
Image Data



Western blot analysis of lysates from Jurkat cells, using KAD6 Antibody. The lane on the right is blocked with the synthesized peptide.



Western Blot analysis of various cells using AK6 Polyclonal Antibody



Immunohistochemical analysis of paraffin-embedded Human brain. Antibody was diluted at 1:100 (4°, overnight) . High-pressure and temperature Tris-EDTA, pH8.0 was used for antigen retrieval. Negative control (right) obtained from antibody was pre-absorbed by immunogen peptide.

Note

For research use only.