

**Product Name: HNF-3 α / β / γ (Acetyl Lys264/253/211)
Rabbit Polyclonal Antibody
Catalog #: APRab06218**



Summary

Production Name	HNF-3 α / β / γ (Acetyl Lys264/253/211) Rabbit Polyclonal Antibody
Description	Rabbit Polyclonal Antibody
Host	Rabbit
Application	WB,ELISA
Reactivity	Human,Mouse,Rat

Performance

Conjugation	Unconjugated
Modification	Acetyl Antibody
Isotype	IgG
Clonality	Polyclonal
Form	Liquid
Storage	Store at 4°C short term. Aliquot and store at -20°C long term. Avoid freeze/thaw cycles.
Buffer	Liquid in PBS containing 50% glycerol, 0.5% BSA and 0.02% New type preservative N.
Purification	Affinity purification

Immunogen

Gene Name	FOXA1/FOXA2/FOXA3 FOXA1; HNF3A; TCF3A; Hepatocyte nuclear factor 3-alpha; HNF-3-alpha; HNF-3A; Forkhead box protein A1; Transcription factor 3A; TCF-3A; FOXA2; HNF3B; TCF3B; Hepatocyte nuclear factor 3-beta; HNF-3-beta; HNF-3B;Forkhead box protein A2; Transcription factor 3B; TCF-3B; FOXA3; HNF3G; TCF3G; Hepatocyte nuclear factor 3-gamma; HNF-3-gamma; HNF-3G; Fork head-related protein FKH H3; Forkhead box protein A3; Transcription factor 3G; TCF-3G
Alternative Names	
Gene ID	3169.0
SwissProt ID	P55317.The antiserum was produced against synthesized Acetyl-peptide derived from human FOXA1 around the Acetylation site of Lys265. AA range:231-280

Application

**Product Name: HNF-3 α / β / γ (Acetyl Lys264/253/211)
Rabbit Polyclonal Antibody
Catalog #: APRab06218**

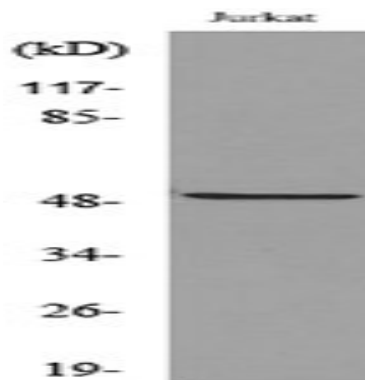
Dilution Ratio WB 1:500 - 1:2000. ELISA: 1:20000. Not yet tested in other applications.
Molecular Weight 50kD

Background

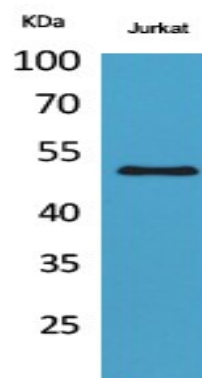
This gene encodes a member of the forkhead class of DNA-binding proteins. These hepatocyte nuclear factors are transcriptional activators for liver-specific transcripts such as albumin and transthyretin, and they also interact with chromatin. Similar family members in mice have roles in the regulation of metabolism and in the differentiation of the pancreas and liver. [provided by RefSeq, Jul 2008],function:Transcription activator for a number of liver genes such as AFP, albumin, tyrosine aminotransferase, PEPCCK, etc. Interacts with the cis-acting regulatory regions of these genes.,online information:Hepatocyte nuclear factors entry,similarity:Contains 1 fork-head DNA-binding domain.,

Research Area

Image Data



Western blot analysis of lysate from Jurkat cells, using FOXA1 (Acetyl-Lys265) Antibody.

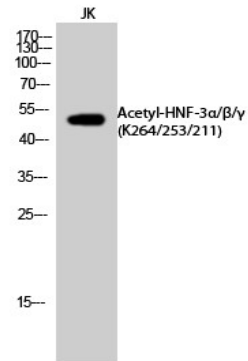


Western Blot analysis of Jurkat cells using Acetyl-HNF-3 α / β / γ (K264/253/211) Polyclonal Antibody.. Secondary antibody

Product Name: HNF-3 α / β / γ (Acetyl Lys264/253/211)
Rabbit Polyclonal Antibody
Catalog #: APRab06218



was diluted at 1:20000



Western Blot analysis of JK cells using Acetyl-HNF-3 α / β / γ (K264/253/211) Polyclonal Antibody. Secondary antibody was diluted at 1:20000

Note

For research use only.