

Product Name: TIP60 (phospho Ser86) Rabbit Polyclonal Antibody
Catalog #: APRab05561

Summary

Production Name	TIP60 (phospho Ser86) Rabbit Polyclonal Antibody
Description	Rabbit Polyclonal Antibody
Host	Rabbit
Application	ELISA,WB,
Reactivity	Human,Mouse

Performance

Conjugation	Unconjugated
Modification	Phospho Antibody
Isotype	IgG
Clonality	Polyclonal
Form	Liquid
Storage	Store at 4°C short term. Aliquot and store at -20°C long term. Avoid freeze/thaw cycles.
Buffer	Liquid in PBS containing 50% glycerol, 0.5% BSA and 0.02% New type preservative N.
Purification	Affinity purification

Immunogen

Gene Name	KAT5 KAT5; HTATIP; TIP60; Histone acetyltransferase KAT5; 60 kDa Tat-interactive protein;
Alternative Names	Tip60; Histone acetyltransferase HTATIP; HIV-1 Tat interactive protein; Lysine acetyltransferase 5; cPLA(2)-interacting protein
Gene ID	10524.0
SwissProt ID	Q92993.The antiserum was produced against synthesized peptide derived from human TIP60 around the phosphorylation site of Ser86. AA range:52-101

Application

Dilution Ratio	WB 1:500-2000 ELISA 2000-20000
Molecular Weight	65kD

Product Name: TIP60 (phospho Ser86) Rabbit Polyclonal Antibody
Catalog #: APRab05561

Background

The protein encoded by this gene belongs to the MYST family of histone acetyl transferases (HATs) and was originally isolated as an HIV-1 TAT-interactive protein. HATs play important roles in regulating chromatin remodeling, transcription and other nuclear processes by acetylating histone and nonhistone proteins. This protein is a histone acetylase that has a role in DNA repair and apoptosis and is thought to play an important role in signal transduction. Alternative splicing of this gene results in multiple transcript variants. [provided by RefSeq, Jul 2008],negative regulation of transcription from RNA polymerase II promoter, regulation of cytokine production, negative regulation of cytokine production, DNA metabolic process, DNA repair, double-strand break repair, chromatin organization, chromatin assembly or disassembly, transcription, regulation of transcription, DNA-dependent, regulation of transcription from RNA polymerase II promoter, protein amino acid acetylation, response to DNA damage stimulus,DNA damage response, signal transduction by p53 class mediator resulting in transcription of p21 class mediator,intracellular signaling cascade, negative regulation of biosynthetic process, positive regulation of biosynthetic process,regulation of specific transcription from RNA polymerase II promoter, negative regulation of specific transcription from RNA polymerase II promoter, positive regulation of macromolecule biosynthetic process, negative regulation of macromolecule biosynthetic process, positive regulation of macromolecule metabolic process, negative regulation of macromolecule metabolic process, positive regulation of gene expression, negative regulation of gene expression,negative regulation of transcription, chromatin modification, covalent chromatin modification, histone modification,histone acetylation, DNA damage response, signal transduction by p53 class mediator, steroid hormone receptor signaling pathway, androgen receptor signaling pathway, intracellular receptor-mediated signaling pathway, negative regulation of cellular biosynthetic process, positive regulation of cellular biosynthetic process, negative regulation of gene-specific transcription, regulation of gene-specific transcription, regulation of interleukin-2 production, negative regulation of interleukin-2 production, cellular response to stress, regulation of growth, DNA damage response, signal transduction, DNA damage response, signal transduction resulting in transcription, protein amino acid acylation,regulation of transcription, negative regulation of transcription, DNA-dependent, positive regulation of transcription, DNA-dependent, negative regulation of nucleobase, nucleoside, nucleotide and nucleic acid metabolic process, positive regulation of nucleobase, nucleoside, nucleotide and nucleic acid metabolic process, positive regulation of transcription, positive regulation of transcription from RNA polymerase II promoter, negative regulation of nitrogen compound metabolic process, positive regulation of nitrogen compound metabolic process, negative regulation of multicellular organismal process, regulation of RNA metabolic process, negative regulation of RNA metabolic process,positive regulation of RNA metabolic process, chromosome organization,

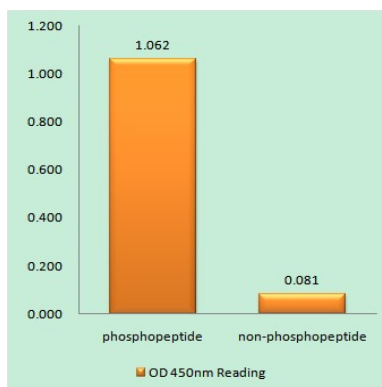
Research Area

Protein_Acetylation

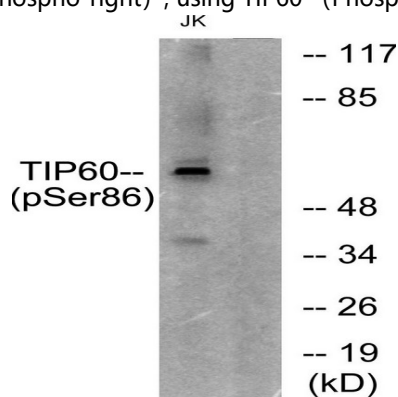
Product Name: TIP60 (phospho Ser86) Rabbit Polyclonal Antibody
Catalog #: APRab05561




Image Data



Enzyme-Linked Immunosorbent Assay (Phospho-ELISA) for Immunogen Phosphopeptide (Phospho-left) and Non-Phosphopeptide (Phospho-right), using TIP60 (Phospho-Ser86) Antibody



Western blot analysis of lysates from Jurkat cells, using TIP60 (Phospho-Ser86) Antibody. The lane on the right is blocked with the phospho peptide.



Western Blot analysis of Jurkat cells using Phospho-TIP60 (S86) Polyclonal Antibody

Note

For research use only.

**Product Name: TIP60 (phospho Ser86) Rabbit Polyclonal
Antibody**
Catalog #: APRab05561

