

## Summary

<b>Production Name</b>	HEXIM1 Rabbit Polyclonal Antibody
<b>Description</b>	Primary antibody
<b>Host</b>	Rabbit
<b>Application</b>	WB,IHC-F,IHC-P,ICC/IF,ELISA
<b>Reactivity</b>	Human,Mouse,Rat

## Performance

<b>Conjugation</b>	Unconjugated
<b>Modification</b>	Unmodified
<b>Isotype</b>	IgG
<b>Clonality</b>	Polyclonal Antibody
<b>Form</b>	Liquid
<b>Storage</b>	Store at 4°C short term. Aliquot and store at -20°C long term. Avoid freeze/thaw cycles.
<b>Buffer</b>	Liquid in PBS containing 50% glycerol, 0.5% BSA and 0.02% sodium azide, pH 7.3.
<b>Purification</b>	Affinity Chromatography

## Immunogen

<b>Gene Name</b>	HEXIM1
<b>Alternative Names</b>	CLP1; EDG1; HIS1; MAQ1
<b>Gene ID</b>	10614
<b>SwissProt ID</b>	O94992

## Application

<b>Dilution Ratio</b>	WB: 1/500-1/1000 IHC: 1/50-1/100 IF: 1/50-1/200 ELISA: 1/10000
<b>Molecular Weight</b>	Calculated MW: 41 kDa; Observed MW: 41 kDa

## Background

Transcriptional regulator which functions as a general RNA polymerase II transcription inhibitor (PubMed:14580347,

**Product Name: HEXIM1 Rabbit Polyclonal Antibody**  
**Catalog #: APRab00403**

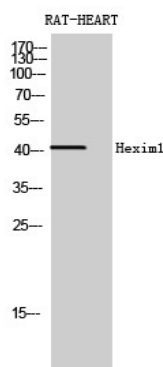


PubMed:15713661, PubMed:15201869). In cooperation with 7SK snRNA sequesters P-TEFb in a large inactive 7SK snRNP complex preventing RNA polymerase II phosphorylation and subsequent transcriptional elongation (PubMed:12832472, PubMed:14580347, PubMed:15713661, PubMed:15201869). May also regulate NF-kappa-B, ESR1, NR3C1 and CIITA-dependent transcriptional activity (PubMed:15940264, PubMed:15941832, PubMed:17088550). Plays a role in the regulation of DNA virus-mediated innate immune response by assembling into the HDP-RNP complex, a complex that serves as a platform for IRF3 phosphorylation and subsequent innate immune response activation through the cGAS-STING pathway (PubMed:28712728).

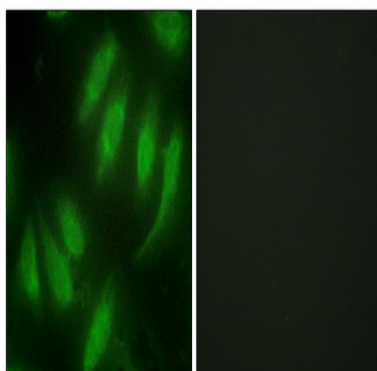
## Research Area

Epigenetics and Nuclear Signaling

## Image Data

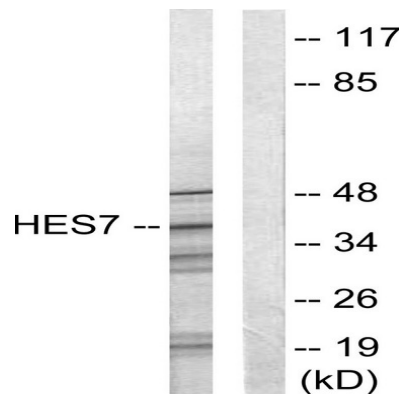


Western blot analysis of HEXIM1 in rat HEART lysates using HEXIM1 antibody.

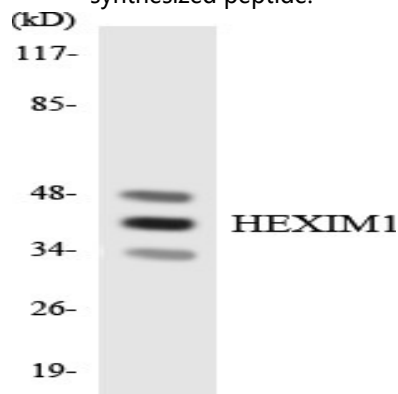


Immunofluorescence analysis of HEXIM1 in HeLa using HEXIM1 antibody. The picture on the right is blocked using the synthesized peptide.

**Product Name: HEXIM1 Rabbit Polyclonal Antibody**  
**Catalog #: APRab00403**



Western blot analysis of HEXIM1 in NIH/3T3 lysates using HEXIM1 antibody. The lane on the right is blocked with the synthesized peptide.



Western blot analysis of HEXIM1 in the HeLa lysates using HEXIM1 antibody

## Note

For research use only.