

Product Name: STAT2 (5I18) Rabbit Monoclonal Antibody
Catalog #: AMRe18349

Summary

Production Name	STAT2 (5I18) Rabbit Monoclonal Antibody
Description	Rabbit Monoclonal Antibody
Host	Rabbit
Application	WB,IHC,IF,
Reactivity	Human,Mouse,Rat

Performance

Conjugation	Unconjugated
Modification	Unmodified
Isotype	IgG
Clonality	Monoclonal
Form	Liquid
Storage	Store at 4°C short term. Aliquot and store at -20°C long term. Avoid freeze/thaw cycles.
Buffer	Rabbit IgG in phosphate buffered saline , pH 7.4, 150mM NaCl, 0.02% New type preservative N and 50% glycerol.
Purification	Affinity purification

Immunogen

Gene Name	STAT2
Alternative Names	
Gene ID	6773.0
SwissProt ID	P52630.

Application

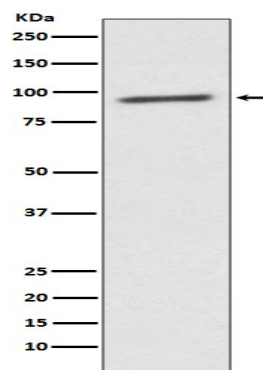
Dilution Ratio	WB: 1/500-1/1000 IHC: 1/50-1/100 IF 1:200 - 1:1000.
Molecular Weight	98 kDa

Product Name: STAT2 (5I18) Rabbit Monoclonal Antibody
Catalog #: AMRe18349

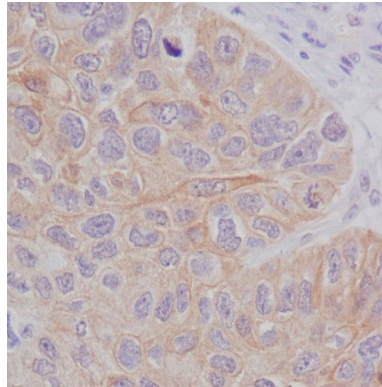
Background

Research Area

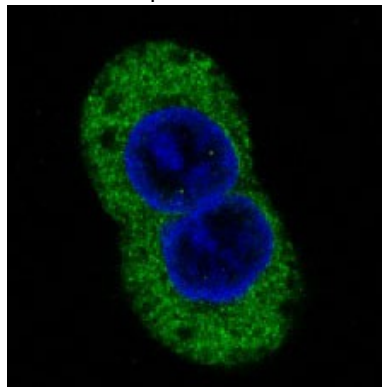
Image Data



Western blot analysis of STAT2 in K562 lysates using STAT2 antibody.




Immunohistochemistry analysis of paraffin-embedded Human lung cancer using STAT2 antibody. High-pressure and temperature Sodium Citrate pH 6.0 was used for antigen retrieval.



Product Name: STAT2 (5I18) Rabbit Monoclonal Antibody
Catalog #: AMRe18349



Immunofluorescence analysis of STAT2 in A431 using STAT2 antibody.



Western blot analysis of STAT2 in HeLa , Rat brain lysates using STAT2 antibody.

Note

For research use only.