

Product Name: Ephrin Receptor B4 Rabbit Monoclonal Antibody
Catalog #: AMRe04123

Summary

Production Name	Ephrin Receptor B4 Rabbit Monoclonal Antibody
Description	Recombinant Rabbit Monoclonal antibody
Host	Rabbit
Application	WB,IHC-P
Reactivity	Human,Mouse,Rat

Performance

Conjugation	Unconjugated
Modification	Unmodified
Isotype	IgG
Clonality	Monoclonal Antibody
Form	Liquid
Storage	Store at 4°C short term. Aliquot and store at -20°C long term. Avoid freeze/thaw cycles.
Buffer	50mM Tris-Glycine(pH 7.4), 0.15M NaCl, 40% Glycerol, 0.01% Sodium azide and 0.05% BSA
Purification	Affinity Purified

Immunogen

Gene Name	EPHB4
Alternative Names	EPHB4; HTK; MYK1; TYRO11; Ephrin type-B receptor 4; Hepatoma transmembrane kinase; Tyrosine-protein kinase TYRO11
Gene ID	2050
SwissProt ID	P54760

Application

Dilution Ratio	WB: 1/500-1/1000 IHC: 1/50-1/100
Molecular Weight	Calculated MW: 108 kDa; Observed MW: 135 kDa

Product Name: Ephrin Receptor B4 Rabbit Monoclonal Antibody
Catalog #: AMRe04123




Background

EPH receptor B4 (EphB4), with 987-amino acid protein (about 108kDa), belongs to the ephrin receptor subfamily of the protein-tyrosine kinase family. The Eph receptor tyrosine kinases and their ligands, the ephrins, regulate numerous biological processes in developing and adult tissues and have been implicated in cancer progression and in pathological forms of angiogenesis. EphB4 acts as a negative regulator of blood vessel branching and vascular network formation, switching the vascularization program from sprouting angiogenesis to circumferential vessel growth. EphB4 and its ligand ephrinB2 express in several kinds of tumor cells and correlate with tumorigenesis. EphB4 is thus a potential candidate as a predictor of disease outcome in several kinds of tumor and as target for novel therapy.

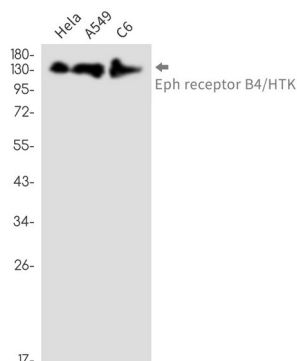
Research Area

Cardiovascular

Image Data

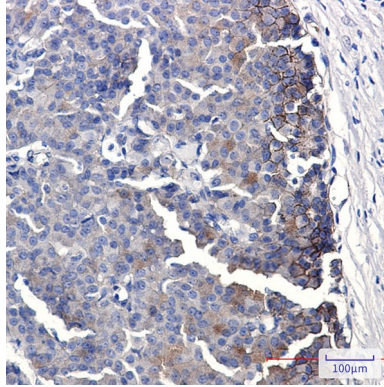


Western blot analysis of Eph receptor B4/HTK in MEF lysates using Ephrin Receptor B4 antibody.



Western blot analysis of Eph receptor B4/HTK in HeLa, A549, C6 lysates using Eph receptor B4/HTK antibody.

Product Name: Ephrin Receptor B4 Rabbit Monoclonal Antibody
Catalog #: AMRe04123



Immunohistochemistry analysis of paraffin-embedded Human breast cancer using Eph receptor B4/HTK antibody. High-pressure and temperature Sodium Citrate pH 6.0 was used for antigen retrieval.

Note

For research use only.