

Summary

Production Name	HMG4 Rabbit Monoclonal Antibody
Description	Recombinant Rabbit Monoclonal antibody
Host	Rabbit
Application	WB,IHC-P,IP
Reactivity	Human,Mouse,Rat

Performance

Conjugation	Unconjugated
Modification	Unmodified
Isotype	IgG
Clonality	Monoclonal Antibody
Form	Liquid
Storage	Store at 4°C short term. Aliquot and store at -20°C long term. Avoid freeze/thaw cycles.
Buffer	50mM Tris-Glycine(pH 7.4), 0.15M NaCl, 40% Glycerol, 0.01% Sodium azide and 0.05% BSA
Purification	Affinity Purified

Immunogen

Gene Name	HMGB3
Alternative Names	HMG4; HMG-4; HMG2A; HMG-2a
Gene ID	3149
SwissProt ID	O15347

Application

Dilution Ratio	WB: 1/500-1/1000 IHC: 1/50-1/100 IP: 1/20
Molecular Weight	Calculated MW: 23 kDa; Observed MW: 23 kDa

Background

Product Name: HMG4 Rabbit Monoclonal Antibody
Catalog #: AMRe03033

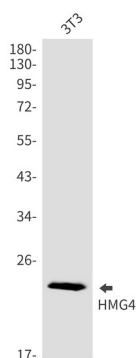


Multifunctional protein with various roles in different cellular compartments. May act in a redox sensitive manner. Associates with chromatin and binds DNA with a preference to non-canonical DNA structures such as single-stranded DNA. Can bent DNA and enhance DNA flexibility by looping thus providing a mechanism to promote activities on various gene promoters . Proposed to be involved in the innate immune response to nucleic acids by acting as a cytoplasmic promiscuous immunogenic DNA/RNA sensor . Negatively regulates B-cell and myeloid cell differentiation. In hematopoietic stem cells may regulate the balance between self-renewal and differentiation. Involved in negative regulation of canonical Wnt signaling .


Research Area

Epigenetics and Nuclear Signaling

Image Data

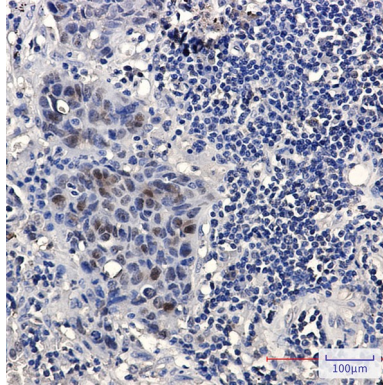


Western blot analysis of HMG4 in 3T3 lysates using HMG4 antibody.



Western blot analysis of HMG4 in HeLa, A549, HL-60, U2OS, C6 lysates using HMG4 antibody.

Product Name: HMG4 Rabbit Monoclonal Antibody
Catalog #: AMRe03033



Immunohistochemistry analysis of paraffin-embedded Human lung cancer using HMG4 antibody. High-pressure and temperature Sodium Citrate pH 6.0 was used for antigen retrieval.

Note

For research use only.