

Product Name: Cytokeratin 9 Rabbit Monoclonal Antibody
Catalog #: AMRe02964

Summary

Production Name	Cytokeratin 9 Rabbit Monoclonal Antibody
Description	Recombinant Rabbit Monoclonal antibody
Host	Rabbit
Application	WB,IHC-P,IP
Reactivity	Human,Mouse,Rat

Performance

Conjugation	Unconjugated
Modification	Unmodified
Isotype	IgG
Clonality	Monoclonal Antibody
Form	Liquid
Storage	Store at 4°C short term. Aliquot and store at -20°C long term. Avoid freeze/thaw cycles.
Buffer	50mM Tris-Glycine(pH 7.4), 0.15M NaCl, 40% Glycerol, 0.01% Sodium azide and 0.05% BSA
Purification	Affinity Purified

Immunogen

Gene Name	KRT9
Alternative Names	K9; CK-9; EPPK
Gene ID	3857
SwissProt ID	P35527

Application

Dilution Ratio	WB: 1/500-1/1000 IHC: 1/50-1/100 IP: 1/20
Molecular Weight	Calculated MW: 62 kDa; Observed MW: 62 kDa

Product Name: Cytokeratin 9 Rabbit Monoclonal Antibody
Catalog #: AMRe02964

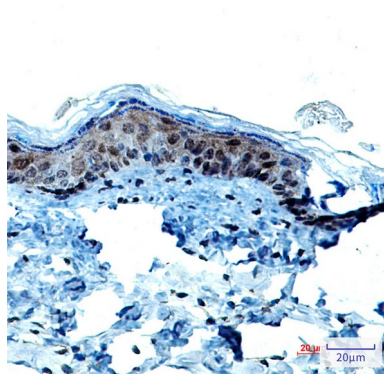
Background

May serve an important special function either in the mature palmar and plantar skin tissue or in the morphogenetic program of the formation of these tissues. Plays a role in keratin filament assembly.

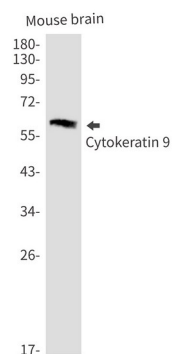
Research Area

Cell Biology

Image Data

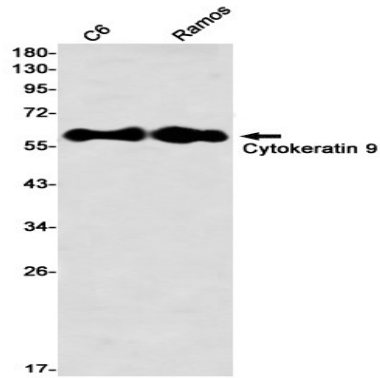


Immunohistochemistry analysis of paraffin-embedded mouse skin using Cytokeratin 9 antibody. High-pressure and temperature Sodium Citrate pH 6.0 was used for antigen retrieval.



Western blot analysis of Cytokeratin 9 in mouse brain lysates using Cytokeratin 9 antibody.

Product Name: Cytokeratin 9 Rabbit Monoclonal Antibody
Catalog #: AMRe02964



Western blot analysis of Cytokeratin 9 in C6, Ramos lysates using Cytokeratin 9 antibody

Note

For research use only.