

**Product Name: Acetyl-Histone H3 (Lys27) Rabbit  
Monoclonal Antibody  
Catalog #: AMRe02835**

---

## Summary

<b>Production Name</b>	Acetyl-Histone H3 (Lys27) Rabbit Monoclonal Antibody
<b>Description</b>	Recombinant Rabbit Monoclonal antibody
<b>Host</b>	Rabbit
<b>Application</b>	WB,IHC-F,IHC-P,ICC/IF,IP,ChIP
<b>Reactivity</b>	Human

## Performance

<b>Conjugation</b>	Unconjugated
<b>Modification</b>	Acetylated
<b>Isotype</b>	IgG
<b>Clonality</b>	Monoclonal Antibody
<b>Form</b>	Liquid
<b>Storage</b>	Store at 4°C short term. Aliquot and store at -20°C long term. Avoid freeze/thaw cycles.
<b>Buffer</b>	50mM Tris-Glycine(pH 7.4), 0.15M NaCl, 40% Glycerol, 0.01% Sodium azide and 0.05% BSA
<b>Purification</b>	Affinity Purified

## Immunogen

<b>Gene Name</b>	H3C1
<b>Alternative Names</b>	H3K27ac; H3/j; H3C1; H3C2; H3C3; H3C4; H3C6; H3C7; H3C8; H3FJ; H3C10; H3C11; HIST1H3J
<b>Gene ID</b>	8350
<b>SwissProt ID</b>	P68431

## Application

<b>Dilution Ratio</b>	WB: 1/500-1/1000 IHC: 1/50-1/100 IF: 1/50-1/200 IP: 1/20 ChIP: 1/20
<b>Molecular Weight</b>	Calculated MW: 15 kDa; Observed MW: 15 kDa

**Product Name: Acetyl-Histone H3 (Lys27) Rabbit Monoclonal Antibody**  
**Catalog #: AMRe02835**

---

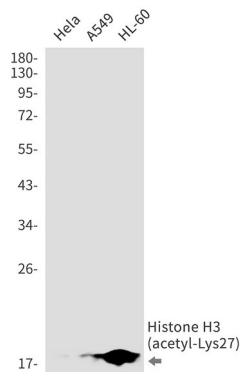
## Background

H3 Core component of nucleosome. Nucleosomes wrap and compact DNA into chromatin, limiting DNA accessibility to the cellular machineries which require DNA as a template. Histones thereby play a central role in transcription regulation, DNA repair, DNA replication and chromosomal stability.

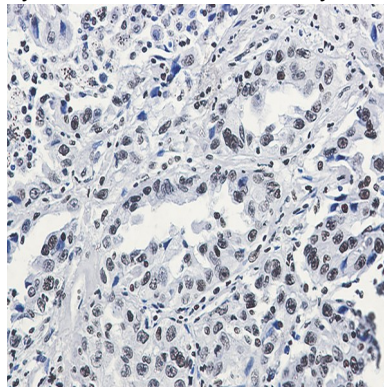
## Research Area

Epigenetics and Nuclear Signaling

## Image Data



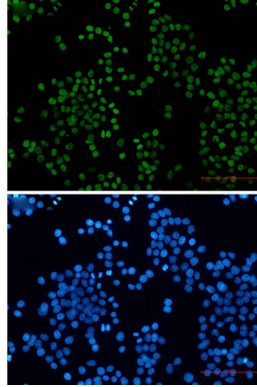
Western blot analysis of Histone H3 (acetylLys27) in HeLa, A549, HL-60 lysates using Acetyl-Histone H3 (Lys27) antibody.



Immunohistochemistry analysis of paraffin-embedded Human lung cancer using Histone H3 (acetylLys27) antibody. High-pressure and temperature Sodium Citrate pH 6.0 was used for antigen retrieval.

**Product Name: Acetyl-Histone H3 (Lys27) Rabbit  
Monoclonal Antibody  
Catalog #: AMRe02835**

---



Immunocytochemistry analysis of Histone H3 (acetylLys27) (green) in HeLa using Histone H3 (acetylLys27) antibody, and DAPI (blue)

### **Note**

For research use only.