
Summary

Production Name	RAP1GAP Rabbit Monoclonal Antibody
Description	Recombinant Rabbit Monoclonal antibody
Host	Rabbit
Application	WB,ICC/IF,IP
Reactivity	Human,Mouse,Rat

Performance

Conjugation	Unconjugated
Modification	Unmodified
Isotype	IgG
Clonality	Monoclonal Antibody
Form	Liquid
Storage	Store at 4°C short term. Aliquot and store at -20°C long term. Avoid freeze/thaw cycles.
Buffer	50mM Tris-Glycine(pH 7.4), 0.15M NaCl, 40% Glycerol, 0.01% Sodium azide and 0.05% BSA
Purification	Affinity Purified

Immunogen

Gene Name	RAP1GAP
Alternative Names	RAP1GAP; KIAA0474; RAP1GA1; Rap1 GTPase-activating protein 1; Rap1GAP; Rap1GAP1
Gene ID	5909
SwissProt ID	P47736

Application

Dilution Ratio	WB: 1/500-1/1000 IF: 1/50-1/200 IP: 1/20
Molecular Weight	Calculated MW: 73 kDa; Observed MW: 95 kDa

Product Name: RAP1GAP Rabbit Monoclonal Antibody
Catalog #: AMRe02523




Background

GTPase activator for the nuclear Ras-related regulatory protein RAP-1A (KREV-1), converting it to the putatively inactive GDP-bound state.

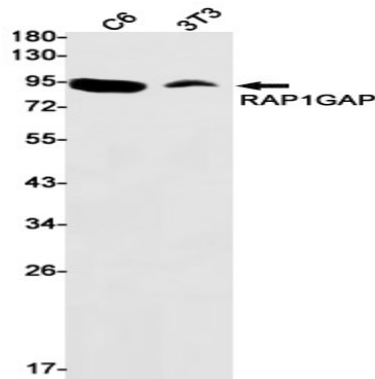
Research Area

Signal Transduction

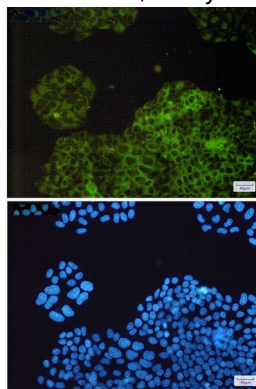
Image Data



Western blot analysis of RAP1GAP in A549 lysates using RAP1GAP antibody.



Western blot analysis of RAP1GAP in C6, 3T3 lysates using RAP1GAP antibody.



Immunocytochemistry analysis of RAP1GAP(green) in HeLa using RAP1GAP antibody, and DAPI(blue)

Product Name: RAP1GAP Rabbit Monoclonal Antibody
Catalog #: AMRe02523



Note

For research use only.