

Product Name: Ran Rabbit Monoclonal Antibody
Catalog #: AMRe02520



Summary

Production Name	Ran Rabbit Monoclonal Antibody
Description	Recombinant Rabbit Monoclonal antibody
Host	Rabbit
Application	WB,ICC/IF,IP
Reactivity	Human,Mouse ,Monkey

Performance

Conjugation	Unconjugated
Modification	Unmodified
Isotype	IgG
Clonality	Monoclonal Antibody
Form	Liquid
Storage	Store at 4°C short term. Aliquot and store at -20°C long term. Avoid freeze/thaw cycles.
Buffer	50mM Tris-Glycine(pH 7.4), 0.15M NaCl, 40% Glycerol, 0.01% Sodium azide and 0.05% BSA
Purification	Affinity Purified

Immunogen

Gene Name	RAN
Alternative Names	RAN; ARA24; OK/SW-cl.81; GTP-binding nuclear protein Ran; Androgen receptor-associated protein 24; GTPase Ran; Ras-like protein TC4; Ras-related nuclear protein
Gene ID	5901
SwissProt ID	P62826

Application

Dilution Ratio	WB: 1/500-1/1000 IF: 1/50-1/200 IP: 1/20
Molecular Weight	Calculated MW: 24 kDa; Observed MW: 24 kDa

Product Name: Ran Rabbit Monoclonal Antibody
Catalog #: AMRe02520



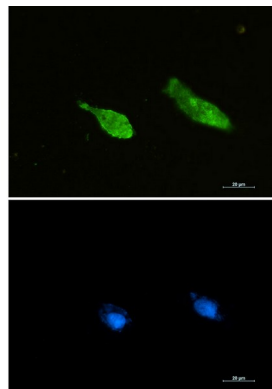
Background

GTP-binding protein involved in nucleocytoplasmic transport. Required for the import of protein into the nucleus and also for RNA export. Involved in chromatin condensation and control of cell cycle (By similarity).

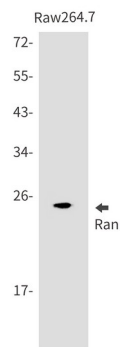
Research Area

Cell Biology


Image Data



Immunocytochemistry analysis of Ran (green) in U87-MG using Ran antibody, and DAPI (blue).



Western blot analysis of Ran in Raw264.7 lysates using Ran antibody.



Western blot analysis of Ran in Jurkat, HeLa, COS7, Raji lysates using Ran antibody

Product Name: Ran Rabbit Monoclonal Antibody
Catalog #: AMRe02520



Note

For research use only.