

Summary

Production Name	ORP1 Rabbit Monoclonal Antibody
Description	Recombinant Rabbit Monoclonal antibody
Host	Rabbit
Application	WB,ICC/IF,IP
Reactivity	Human,Mouse,Rat

Performance

Conjugation	Unconjugated
Modification	Unmodified
Isotype	IgG
Clonality	Monoclonal Antibody
Form	Liquid
Storage	Store at 4°C short term. Aliquot and store at -20°C long term. Avoid freeze/thaw cycles.
Buffer	50mM Tris-Glycine(pH 7.4), 0.15M NaCl, 40% Glycerol, 0.01% Sodium azide and 0.05% BSA
Purification	Affinity Purified

Immunogen

Gene Name	OSBPL1A
Alternative Names	ORP1; OSBP8; OSBPL1; OSBPL1B
Gene ID	114876
SwissProt ID	Q9BXW6

Application

Dilution Ratio	WB: 1/500-1/1000 IF: 1/50-1/200 IP: 1/20
Molecular Weight	Calculated MW: 108 kDa; Observed MW: 109,50 kDa

Background

Product Name: ORP1 Rabbit Monoclonal Antibody
Catalog #: AMRe02374

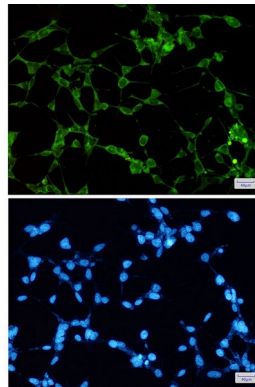


Binds phospholipids; exhibits strong binding to phosphatidic acid and weak binding to phosphatidylinositol 3-phosphate (By similarity).

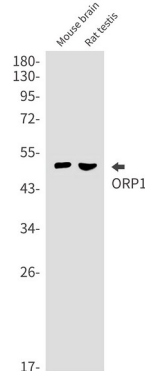
Research Area

Signal Transduction

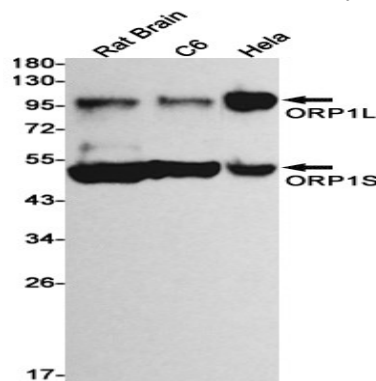
Image Data



Immunocytochemistry analysis of ORP1 (green) in 293t using ORP1 antibody, and DAPI (blue).



Western blot analysis of ORP1 in mouse brain, rat testis lysates using ORP1 antibody.



Western blot analysis of ORP1 in rat Brain, C6, HeLa lysates using ORP1 antibody

Product Name: ORP1 Rabbit Monoclonal Antibody
Catalog #: AMRe02374



Note

For research use only.