

Product Name: Hexokinase II Rabbit Monoclonal Antibody
Catalog #: AMRe02080

Summary

Production Name	Hexokinase II Rabbit Monoclonal Antibody
Description	Recombinant Rabbit Monoclonal antibody
Host	Rabbit
Application	WB,IHC-P,IP
Reactivity	Human,Rat,Hamster

Performance

Conjugation	Unconjugated
Modification	Unmodified
Isotype	IgG
Clonality	Monoclonal Antibody
Form	Liquid
Storage	Store at 4°C short term. Aliquot and store at -20°C long term. Avoid freeze/thaw cycles.
Buffer	50mM Tris-Glycine(pH 7.4), 0.15M NaCl, 40% Glycerol, 0.01% Sodium azide and 0.05% BSA
Purification	Affinity Purified

Immunogen

Gene Name	HK2
Alternative Names	HKII; HXK2
Gene ID	3099
SwissProt ID	P52789

Application

Dilution Ratio	WB: 1/500-1/1000 IHC: 1/50-1/100 IP: 1/20
Molecular Weight	Calculated MW: 102 kDa; Observed MW: 102 kDa

Product Name: Hexokinase II Rabbit Monoclonal Antibody
Catalog #: AMRe02080

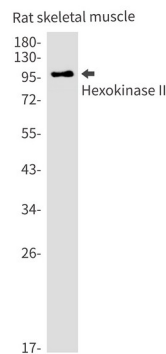
Background

Miscellaneous In vertebrates there are four major glucose-phosphorylating isoenzymes, designated hexokinase I, II, III and IV (glucokinase).

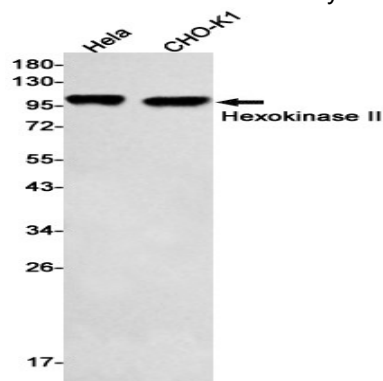
Research Area

Signal Transduction

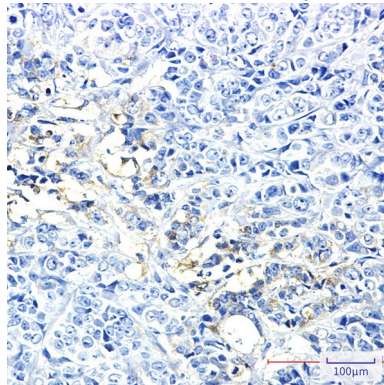
Image Data



Western blot analysis of Hexokinase II in rat skeletal muscle lysates using Hexokinase II antibody.



Western blot analysis of Hexokinase II in HeLa, CHO-K1 lysates using Hexokinase II antibody.



**Product Name: Hexokinase II Rabbit Monoclonal
Antibody**
Catalog #: AMRe02080



Immunohistochemistry analysis of paraffin-embedded Human breast cancer using Hexokinase II antibody. High-pressure and temperature Sodium Citrate pH 6.0 was used for antigen retrieval.

Note

For research use only.