

Summary

Production Name	FKBP52 Rabbit Monoclonal Antibody
Description	Recombinant Rabbit Monoclonal antibody
Host	Rabbit
Application	WB,ICC/IF
Reactivity	Human,Mouse,Rat,Hamster

Performance

Conjugation	Unconjugated
Modification	Unmodified
Isotype	IgG
Clonality	Monoclonal Antibody
Form	Liquid
Storage	Store at 4°C short term. Aliquot and store at -20°C long term. Avoid freeze/thaw cycles.
Buffer	50mM Tris-Glycine(pH 7.4), 0.15M NaCl, 40% Glycerol, 0.01% Sodium azide and 0.05% BSA
Purification	Affinity Purified

Immunogen

Gene Name	FKBP4
Alternative Names	HBI; p52; Hsp56; FKBP51; FKBP52; FKBP59; PPIase
Gene ID	2288
SwissProt ID	Q02790

Application

Dilution Ratio	WB: 1/500-1/1000 IF: 1/50-1/200
Molecular Weight	Calculated MW: 52 kDa; Observed MW: 52 kDa

Background

Product Name: FKBP52 Rabbit Monoclonal Antibody
Catalog #: AMRe01989




Immunophilin protein with PPlase and co-chaperone activities (By similarity). Component of unliganded steroid receptors heterocomplexes through interaction with heat-shock protein 90 (HSP90).

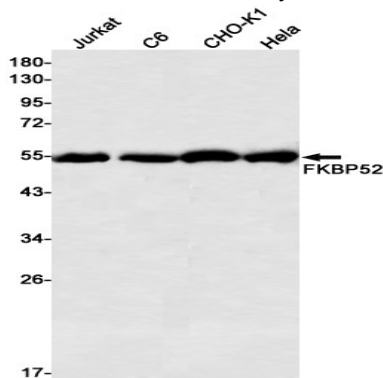
Research Area

Signal Transduction

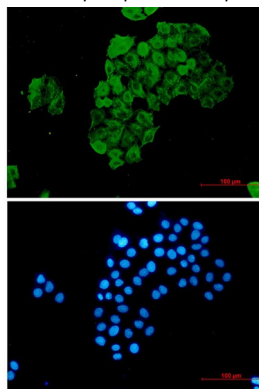
Image Data



Western blot analysis of FKBP52 in Raw264.7 lysates using FKBP52 antibody.



Western blot analysis of FKBP52 in Jurkat, C6, CHO-K1, HeLa lysates using FKBP52 antibody.



Immunocytochemistry analysis of FKBP52 (green) in HeLa cells using FKBP52 antibody, and DAPI (blue)

Product Name: FKBP52 Rabbit Monoclonal Antibody
Catalog #: AMRe01989



Note

For research use only.