

**Product Name: Phospho-Cytokeratin 8 (Ser23) Rabbit
Monoclonal Antibody
Catalog #: AMRe01891**



Summary

| | |
|------------------------|--|
| Production Name | Phospho-Cytokeratin 8 (Ser23) Rabbit Monoclonal Antibody |
| Description | Recombinant Rabbit Monoclonal antibody |
| Host | Rabbit |
| Application | WB,IHC-F,IHC-P,ICC/IF,IP |
| Reactivity | Human |

Performance

| | |
|---------------------|--|
| Conjugation | Unconjugated |
| Modification | Phosphorylated |
| Isotype | IgG |
| Clonality | Monoclonal Antibody |
| Form | Liquid |
| Storage | Store at 4°C short term. Aliquot and store at -20°C long term. Avoid freeze/thaw cycles. |
| Buffer | 50mM Tris-Glycine(pH 7.4), 0.15M NaCl, 40% Glycerol, 0.01% Sodium azide and 0.05% BSA |
| Purification | Affinity Purified |

Immunogen

| | |
|--------------------------|--|
| Gene Name | KRT8 |
| Alternative Names | KRT8; CYK8; Keratin; type II cytoskeletal 8; Cytokeratin-8; CK-8; Keratin-8; K8; Type-II keratin Kb8 |
| Gene ID | 3856 |
| SwissProt ID | P05787 |

Application

| | |
|-------------------------|--|
| Dilution Ratio | WB: 1/500-1/1000 IHC: 1/50-1/100 IF: 1/50-1/200 IP: 1/20 |
| Molecular Weight | Calculated MW: 54 kDa; Observed MW: 54 kDa |

**Product Name: Phospho-Cytokeratin 8 (Ser23) Rabbit
Monoclonal Antibody
Catalog #: AMRe01891**



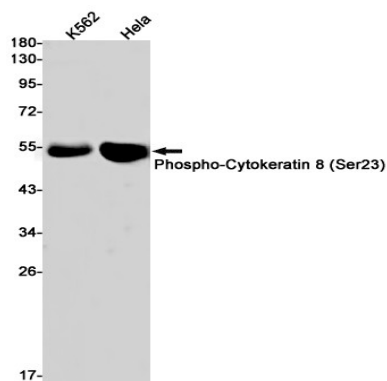
Background

Together with KRT19, helps to link the contractile apparatus to dystrophin at the costameres of striated muscle. K8 a type II cytoskeletal keratin. The keratins are intermediate filament proteins responsible for the structural integrity of epithelial cells and are subdivided into cytokeratins and hair keratins.

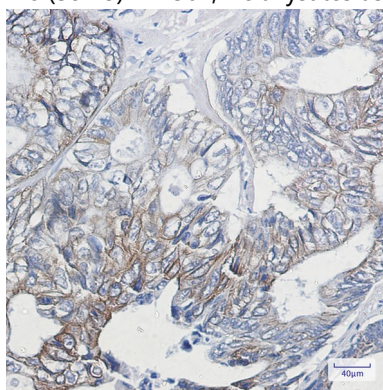
Research Area

Signal Transduction

Image Data

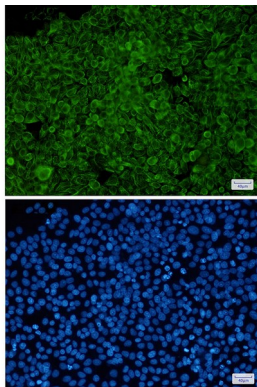


Western blot analysis of Phospho-Cytokeratin 8 (Ser23) in K562, HeLa lysates using Phospho-Cytokeratin 8 (Ser23) antibody.



Immunohistochemistry analysis of paraffin-embedded Human colon cancer using Cytokeratin 8 (Phospho-Ser23) antibody. High-pressure and temperature Sodium Citrate pH 6.0 was used for antigen retrieval.

**Product Name: Phospho-Cytokeratin 8 (Ser23) Rabbit
Monoclonal Antibody
Catalog #: AMRe01891**



Immunocytochemistry analysis of Cytokeratin 8 (Phospho-Ser23)(green) in HeLa using Cytokeratin 8 (Phospho-Ser23) antibody, and DAPI(blue)

Note

For research use only.