

Product Name: IKB alpha Rabbit Monoclonal Antibody
Catalog #: AMRe01574



Summary

Production Name	IKB alpha Rabbit Monoclonal Antibody
Description	Recombinant Rabbit Monoclonal antibody
Host	Rabbit
Application	WB,IHC-P,IP
Reactivity	Human,Mouse,Rat

Performance

Conjugation	Unconjugated
Modification	Unmodified
Isotype	IgG
Clonality	Monoclonal Antibody
Form	Liquid
Storage	Store at 4°C short term. Aliquot and store at -20°C long term. Avoid freeze/thaw cycles.
Buffer	50mM Tris-Glycine(pH 7.4), 0.15M NaCl, 40% Glycerol, 0.01% Sodium azide and 0.05% BSA
Purification	Affinity Purified

Immunogen

Gene Name	NFKBIA
Alternative Names	NFKBIA; IKBA; MAD3; NFKBI; NF-kappa-B inhibitor alpha; I-kappa-B-alpha; Ikb-alpha; IkappaBalpha; Major histocompatibility complex enhancer-binding protein MAD3
Gene ID	4792
SwissProt ID	P25963

Application

Dilution Ratio	WB: 1/500-1/1000 IHC: 1/50-1/100 IP: 1/20
Molecular Weight	Calculated MW: 36 kDa; Observed MW: 39 kDa

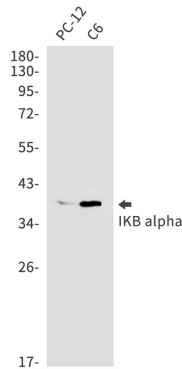
Background

NFKB1 (MIM 164011) or NFKB2 (MIM 164012) is bound to REL (MIM 164910), RELA (MIM 164014), or RELB (MIM 604758) to form the NFKB complex. The NFKB complex is inhibited by I-kappa-B proteins (NFKBIA or NFKBIB, MIM 604495), which inactivate NF-kappa-B by trapping it in the cytoplasm.

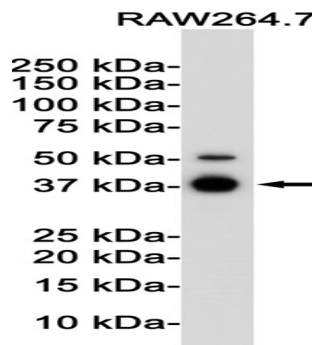
Research Area

Epigenetics and Nuclear Signaling

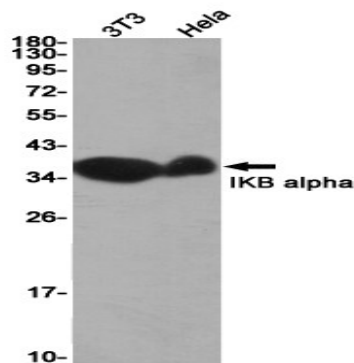
Image Data



Western blot analysis of IKB alpha in PC-12, C6 lysates using IKB alpha antibody.



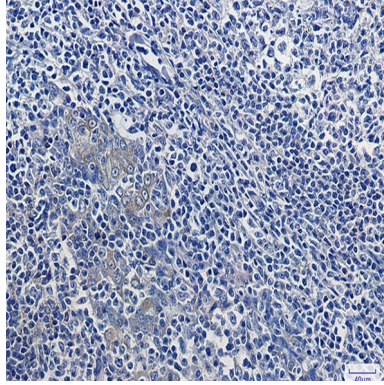
Western blot analysis of IKB alpha in Raw264.7 lysates using IKB alpha antibody.



Product Name: IKB alpha Rabbit Monoclonal Antibody
Catalog #: AMRe01574



Western blot analysis of IKB alpha in 3T3, Hela lysates using IKB alpha antibody



Immunohistochemistry analysis of paraffin-embedded Human tonsil using IKB alpha antibody. High-pressure and temperature Sodium Citrate pH 6.0 was used for antigen retrieval.

Note

For research use only.