

Product Name: JAK1 (8B8) Mouse Monoclonal Antibody
Catalog #: AMM03662



Summary

Production Name	JAK1 (8B8) Mouse Monoclonal Antibody
Description	Primary antibody
Host	Mouse
Application	WB,ICC/IF,IP
Reactivity	Human,Rat

Performance

Conjugation	Unconjugated
Modification	Unmodified
Isotype	IgG2a
Clonality	Monoclonal Antibody
Form	Liquid
Storage	Store at 4°C short term. Aliquot and store at -20°C long term. Avoid freeze/thaw cycles.
Buffer	Liquid in PBS containing 50% glycerol, 0.5% BSA and 0.02% sodium azide, pH 7.3.
Purification	Affinity Purified

Immunogen

Gene Name	JAK1
Alternative Names	JAK1; JAK1A; JAK1B; Tyrosine-protein kinase JAK1; Janus kinase 1; JAK-1
Gene ID	3716
SwissProt ID	P23458

Application

Dilution Ratio	WB: 1/500-1/1000 IF: 1/50-1/200 IP: 1/20
Molecular Weight	Calculated MW: 133 kDa; Observed MW: 130 kDa

Background

Tyrosine kinase of the non-receptor type, involved in the IFN-alpha/beta/gamma signal pathway. Kinase partner for the

Product Name: JAK1 (8B8) Mouse Monoclonal Antibody
Catalog #: AMM03662




interleukin (IL)-2 receptor.

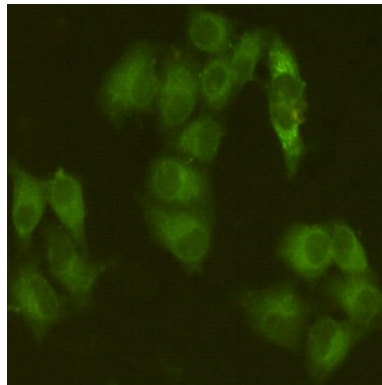
Research Area

Cell Biology

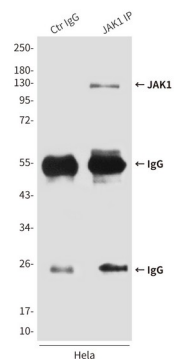
Image Data



Western blot analysis of JAK1 (8B8) in C6, Ramos, Jurkat and HeLa lysates using Jak1 antibody.



Immunocytochemistry analysis of JAK1 (8B8) in HeLa using Jak1 antibody.



Immunoprecipitation analysis of JAK1 (8B8) in HeLa lysates using Jak1 antibody.

Product Name: JAK1 (8B8) Mouse Monoclonal Antibody
Catalog #: AMM03662



Note

For research use only.