

**Product Name: Cyclophilin B (5F10) Mouse Monoclonal Antibody**  
**Catalog #: AMM03622**

---

## Summary

<b>Production Name</b>	Cyclophilin B (5F10) Mouse Monoclonal Antibody
<b>Description</b>	Primary antibody
<b>Host</b>	Mouse
<b>Application</b>	WB,IHC-P
<b>Reactivity</b>	Human,Rat,Mouse

## Performance

<b>Conjugation</b>	Unconjugated
<b>Modification</b>	Unmodified
<b>Isotype</b>	IgG1
<b>Clonality</b>	Monoclonal Antibody
<b>Form</b>	Liquid
<b>Storage</b>	Store at 4°C short term. Aliquot and store at -20°C long term. Avoid freeze/thaw cycles.
<b>Buffer</b>	Liquid in PBS containing 50% glycerol, 0.5% BSA and 0.02% sodium azide, pH 7.3.
<b>Purification</b>	Affinity Purified

## Immunogen

<b>Gene Name</b>	PPIB
<b>Alternative Names</b>	PPIB; CYPB; Peptidyl-prolyl cis-trans isomerase B; PPlase B; CYP-S1; Cyclophilin B; Rotamase B; S-cyclophilin; SCYLP
<b>Gene ID</b>	5479
<b>SwissProt ID</b>	P23284

## Application

<b>Dilution Ratio</b>	WB: 1/500-1/1000 IHC: 1/50-1/100
<b>Molecular Weight</b>	Calculated MW: 24 kDa; Observed MW: 24 kDa

**Product Name: Cyclophilin B (5F10) Mouse Monoclonal Antibody**  
**Catalog #: AMM03622**



---

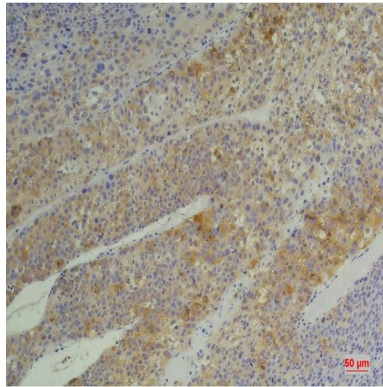
## Background

PPIases accelerate the folding of proteins. It catalyzes the cis-trans isomerization of proline imidic peptide bonds in oligopeptides.

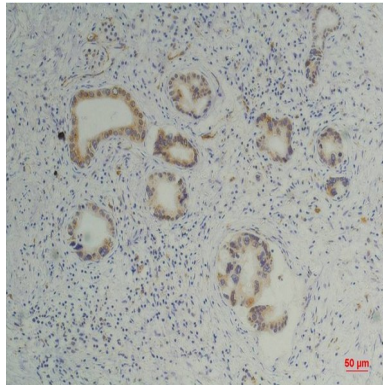
## Research Area

Immunology

## Image Data

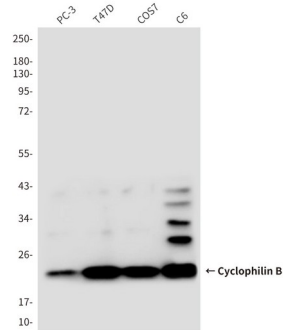


Immunohistochemistry analysis of paraffin-embedded Human Hepatocarcinoma using Cyclophilin B (5F10) antibody. High-pressure and temperature Sodium Citrate pH 6.0 was used for antigen retrieval.

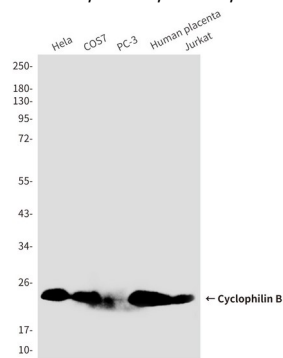


Immunohistochemical analysis of paraffin-embedded Human tonsils using Cyclophilin B (5F10) antibody. High-pressure and temperature Sodium Citrate pH 6.0 was used for antigen retrieval.

**Product Name: Cyclophilin B (5F10) Mouse Monoclonal Antibody**  
**Catalog #: AMM03622**



Western blot analysis of Cyclophilin B (5F10) in PC-3, T47D, COS7, C6 lysates using Cyclophilin B (5F10) antibody



Western blot analysis of Cyclophilin B (5F10) in HeLa, COS7, PC-3, Human placenta, Jurkat lysates using Cyclophilin B (5F10) antibody.

## Note

For research use only.