

Product Name: GSK3 beta (9F9) Mouse Monoclonal Antibody
Catalog #: AMM03603



Summary

Production Name	GSK3 beta (9F9) Mouse Monoclonal Antibody
Description	Primary antibody
Host	Mouse
Application	WB,IHC-P
Reactivity	Human,Rat,Mouse

Performance

Conjugation	Unconjugated
Modification	Unmodified
Isotype	IgG1
Clonality	Monoclonal Antibody
Form	Liquid
Storage	Store at 4°C short term. Aliquot and store at -20°C long term. Avoid freeze/thaw cycles.
Buffer	Liquid in PBS containing 50% glycerol, 0.5% BSA and 0.02% sodium azide, pH 7.3.
Purification	Affinity Purified

Immunogen

Gene Name	GSK3B
Alternative Names	GSK3B; Glycogen synthase kinase-3 beta; GSK-3 beta; Serine/threonine-protein kinase
Gene ID	GSK3B
Gene ID	2932
SwissProt ID	P49841

Application

Dilution Ratio	WB: 1/500-1/1000 IHC: 1/50-1/100
Molecular Weight	Calculated MW: 47 kDa; Observed MW: 47 kDa

Product Name: GSK3 beta (9F9) Mouse Monoclonal Antibody
Catalog #: AMM03603



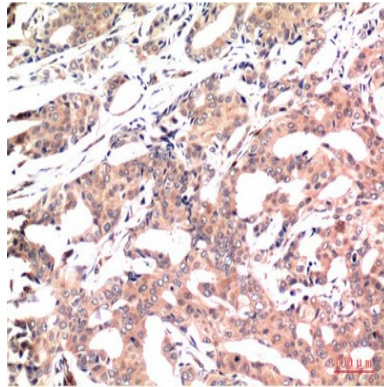
Background

Glycogen synthase kinase-3 (GSK3) is a proline-directed serine-threonine kinase that was initially identified as a phosphorylating and inactivating glycogen synthase. GSK3B is involved in energy metabolism, neuronal cell development, and body pattern formation. In skeletal muscle, it contributes to insulin regulation of glycogen synthesis by phosphorylating and inhibiting GYS1 activity and hence glycogen synthesis.

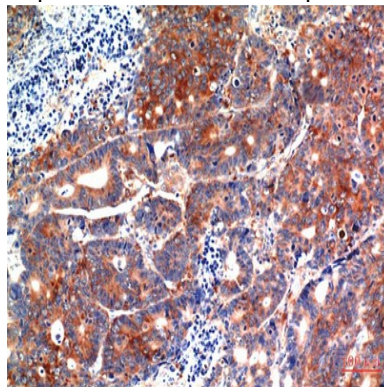
Research Area

Neuroscience

Image Data

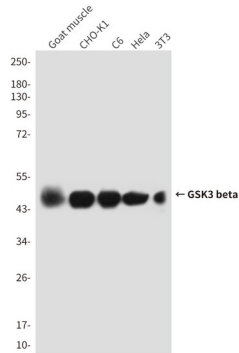


Immunohistochemistry analysis of paraffin-embedded Human Breast Carcinoma Tissue using GSK3 beta (9F9) antibody. High-pressure and temperature Sodium Citrate pH 6.0 was used for antigen retrieval.




Immunohistochemical analysis of paraffin-embedded Human tonsils using GSK3 beta (9F9) antibody. High-pressure and temperature Sodium Citrate pH 6.0 was used for antigen retrieval.

Product Name: GSK3 beta (9F9) Mouse Monoclonal Antibody
Catalog #: AMM03603



Western blot analysis of GSK3 beta (9F9) in Goat muscle, CHO-K1, C6, HeLa, 3T3 lysates using GSK3 beta (9F9) antibody



Western blot analysis of GSK3 beta (9F9) in HeLa, A549, HL-60, U2OS lysates using GSK3 beta (9F9) antibody.

Note

For research use only.