

**Product Name: Pyruvate Dehydrogenase E2 (4A4)
Mouse Monoclonal Antibody
Catalog #: AMM03475**

Summary

Production Name	Pyruvate Dehydrogenase E2 (4A4) Mouse Monoclonal Antibody
Description	Primary antibody
Host	Mouse
Application	WB,ICC/IF,IP
Reactivity	Human,Mouse

Performance

Conjugation	Unconjugated
Modification	Unmodified
Isotype	IgG1
Clonality	Monoclonal Antibody
Form	Liquid
Storage	Store at 4°C short term. Aliquot and store at -20°C long term. Avoid freeze/thaw cycles.
Buffer	Liquid in PBS containing 50% glycerol, 0.5% BSA and 0.02% sodium azide, pH 7.3.
Purification	Affinity Purified

Immunogen

Gene Name	DLAT
Alternative Names	DLAT; DLTA; E2; PBC; PDCE2
Gene ID	1737
SwissProt ID	P10515

Application

Dilution Ratio	WB: 1/500-1/1000 IF: 1/50-1/200 IP: 1/20
Molecular Weight	Calculated MW: 69 kDa; Observed MW: 69 kDa

Background

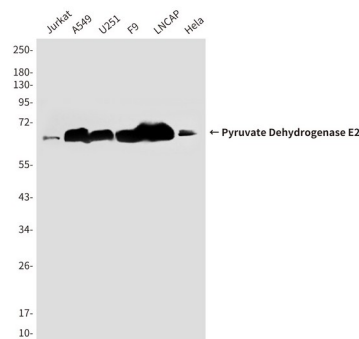
Product Name: Pyruvate Dehydrogenase E2 (4A4)
Mouse Monoclonal Antibody
Catalog #: AMM03475

The pyruvate dehydrogenase complex catalyzes the overall conversion of pyruvate to acetyl-CoA and CO₂. It contains multiple copies of three enzymatic components: pyruvate dehydrogenase (E1), dihydrolipoamide acetyltransferase (E2) and lipoamide dehydrogenase (E3).

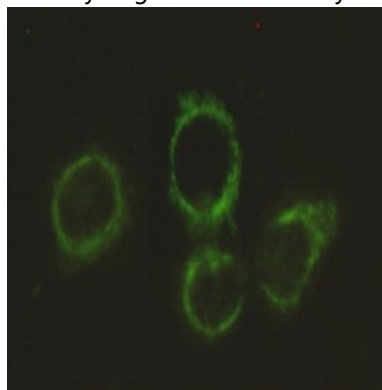
Research Area

Signal Transduction

Image Data




Western blot analysis of Pyruvate Dehydrogenase E2 in Jurkat, A549, U251, F9, Lncap and HeLa lysates using Pyruvate Dehydrogenase E2 antibody.



Immunocytochemistry analysis of Pyruvate Dehydrogenase E2 (4A4) in HeLa using Pyruvate Dehydrogenase E2 antibody.

Product Name: Pyruvate Dehydrogenase E2 (4A4)
Mouse Monoclonal Antibody
Catalog #: AMM03475



Immunoprecipitation analysis of Pyruvate Dehydrogenase E2 (4A4) in HeLa lysates using Pyruvate Dehydrogenase E2 antibody.

Note

For research use only.