

Product Name: HDAC4 (4A3) Mouse Monoclonal Antibody
Catalog #: AMM03417

Summary

Production Name	HDAC4 (4A3) Mouse Monoclonal Antibody
Description	Primary antibody
Host	Mouse
Application	WB,IP
Reactivity	Human,Mouse,Rat,Monkey

Performance

Conjugation	Unconjugated
Modification	Unmodified
Isotype	IgG2a
Clonality	Monoclonal Antibody
Form	Liquid
Storage	Store at 4°C short term. Aliquot and store at -20°C long term. Avoid freeze/thaw cycles.
Buffer	Liquid in PBS containing 50% glycerol, 0.5% BSA and 0.02% sodium azide, pH 7.3.
Purification	Affinity Purified

Immunogen

Gene Name	HDAC4
Alternative Names	EC 3.5.1.98; HA6116; HD 4; HD4; HDAC 4; HDAC A; HDAC4; HDAC4_HUMAN; HDACA; Histone Deacetylase 4; Histone Deacetylase A; KIAA0288.
Gene ID	9759
SwissProt ID	P56524

Application

Dilution Ratio	WB: 1/500-1/1000 IP: 1/20
Molecular Weight	Calculated MW: 119 kDa; Observed MW: 140 kDa

Product Name: HDAC4 (4A3) Mouse Monoclonal Antibody
Catalog #: AMM03417

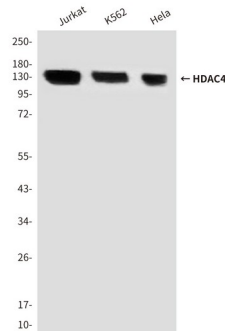
Background

Responsible for the deacetylation of lysine residues on the N-terminal part of the core histones (H2A, H2B, H3 and H4). Histone deacetylation gives a tag for epigenetic repression and plays an important role in transcriptional regulation, cell cycle progression and developmental events. Histone deacetylases act via the formation of large multiprotein complexes. Involved in muscle maturation via its interaction with the myocyte enhancer factors such as MEF2A, MEF2C and MEF2D.


Research Area

Epigenetics and Nuclear Signaling

Image Data




Western blot analysis of HDAC4 in Jurkat, HeLa and K562 lysates using HDAC4 antibody.



Immunoprecipitation analysis of HDAC4 (4A3) in HeLa lysates using HDAC4 antibody.

Product Name: HDAC4 (4A3) Mouse Monoclonal Antibody
Catalog #: AMM03417



Western blot analysis of HDAC4 (4A3) in C2C12, 3T3, K562, Jurkat and HeLa lysates using HDAC4 antibody.

Note

For research use only.