

**Product Name: Acetyl-p53 (Lys382) (7E1) Mouse
Monoclonal Antibody
Catalog #: AMM00772**

Summary

Production Name	Acetyl-p53 (Lys382) (7E1) Mouse Monoclonal Antibody
Description	Primary antibody
Host	Mouse
Application	IHC-P
Reactivity	Human,Rat,Mouse

Performance

Conjugation	Unconjugated
Modification	Acetylated
Isotype	IgG1
Clonality	Monoclonal Antibody
Form	Liquid
Storage	Store at 4°C short term. Aliquot and store at -20°C long term. Avoid freeze/thaw cycles.
Buffer	Liquid in PBS containing 50% glycerol, 0.5% BSA and 0.02% sodium azide, pH 7.3.
Purification	Affinity Purified

Immunogen

Gene Name	TP53
Alternative Names	Cellular tumor antigen p53; Cys 51 stop; Tp53; Tumor protein p53
Gene ID	7157
SwissProt ID	P04637

Application

Dilution Ratio	IHC: 1/50-1/100
Molecular Weight	-

Background

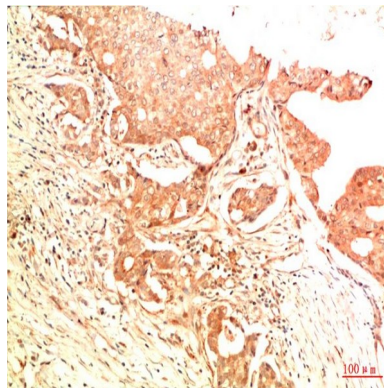
**Product Name: Acetyl-p53 (Lys382) (7E1) Mouse
Monoclonal Antibody
Catalog #: AMM00772**

Tumor protein p53, a nuclear protein, plays an essential role in the regulation of cell cycle, specifically in the transition from G0 to G1. It is found in very low levels in normal cells, however, in a variety of transformed cell lines, it is expressed in high amounts, and believed to contribute to transformation and malignancy. p53 is a DNA-binding protein containing DNA-binding, oligomerization and transcription activation domains.

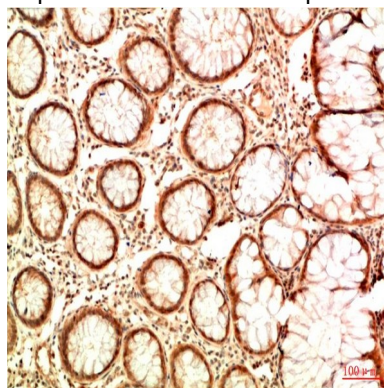
Research Area

Cell Biology

Image Data

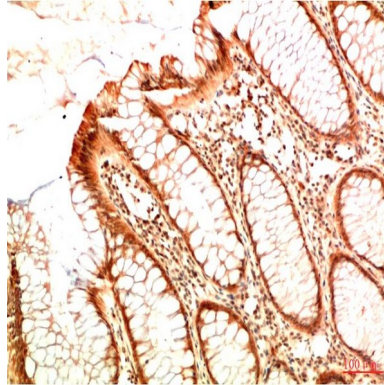


Immunohistochemistry analysis of paraffin-embedded Human Breast Carcinoma Tissue using Acetyl-p53 (Lys382) (7E1) antibody. High-pressure and temperature Sodium Citrate pH 6.0 was used for antigen retrieval.



Immunohistochemical analysis of paraffin-embedded Human tonsils using Acetyl-p53 (Lys382) (7E1) antibody. High-pressure and temperature Sodium Citrate pH 6.0 was used for antigen retrieval.

**Product Name: Acetyl-p53 (Lys382) (7E1) Mouse
Monoclonal Antibody
Catalog #: AMM00772**



Immunohistochemistry analysis of paraffin-embedded Human Colon Carcinoma Tissue using Acetyl-p53 (Lys382) (7E1) antibody. High-pressure and temperature Sodium Citrate pH 6.0 was used for antigen retrieval.

Note

For research use only.